

**TOWN OF BLOWING ROCK**  
**NORTH CAROLINA**

AUDITED FINANCIAL STATEMENTS  
FOR THE YEAR ENDED JUNE 30, 2024

**TOWN OF BLOWING ROCK, NORTH CAROLINA**  
**FINANCIAL STATEMENTS**  
June 30, 2024

---

Town Council Members

Melissa Pickett  
Pete Gherini  
David Harwood  
Cat Perry

Charlie Sellers, Mayor  
Doug Matheson, Mayor Pro-Term  
Shane Fox, Town Manager  
Tasha Brown, Finance Director

**TOWN OF BLOWING ROCK**

## Table of Contents

June 30, 2024

	<b>EXHIBIT</b>	<b>PAGES</b>
<b>FINANCIAL SECTION</b>		
Independent Auditors' Report		1-3
Management's Discussion and Analysis		4-11
<b>Basic Financial Statements:</b>		
Government-wide Financial Statements:		
Statement of Net Position	1	12
Statement of Activities	2	13
Fund Financial Statements:		
Balance Sheet – Governmental Funds	3	14
Reconciliation of the Balance Sheet of Governmental Funds to the Statement of Net Position	3	15
Statement of Revenues, Expenditures, and Changes in Fund Balances - Governmental Funds	4	16
Reconciliation of the Statement of Revenues, Expenditures, and Changes in Fund Balances of Governmental Funds to the Statement of Activities	4a	17
Statement of Revenues, Expenses and Changes in Fund Balance - Budget and Actual - General Fund	5	18
Statement of Fund Net Position - Proprietary Funds	6	19
Statement of Revenues, Expenses, and Changes in Fund Net Position - Proprietary Funds	7	20
Statement of Cash Flows - Proprietary Funds	8	21
Notes to the Financial Statements		22-59
<b><i>Required Supplemental Financial Data</i></b>		
Schedule of Proportionate Share of Net Pension Liability (Asset) - Local Government Employees' Retirement System	A-1	60
Schedule of Contributions - Local Government Employees' Retirement System	A-2	61
Schedule of Changes in Total Pension Liability - Law Enforcement Officers' Special Separation Allowance	A-3	62
Schedule of Total Pension Liability as a Percentage of Covered Payroll - Law Enforcement Officers' Special Separation Allowance	A-4	63
Schedule of Changes in the Total OPEB Liability and Related Ratios	A-5	64
Schedule of Proportionate Share of Net OPEB Liability - Retiree Health Benefit Fund	A-6	65
Schedule of Contributions to the Retiree Health Benefit Fund	A-7	66


**TOWN OF BLOWING ROCK**

## Table of Contents

June 30, 2024

	<b>EXHIBIT</b>	<b>PAGES</b>
<b><i>Major Governmental Funds</i></b>		
<b>General Fund</b>		
Schedule of Revenues, Expenditures and Changes in Fund Balances - Budget and Actual - General Fund	B-1	67-69
Statement of Revenues, Expenditures, and Changes in Fund Balance - Budget and Actual - Capital Projects Fund	B-2	70-71
<b><i>Non-Major Governmental Funds</i></b>		
Combining Balance Sheet - Non-Major Governmental Funds	C-1	72
Combining Statement of Revenues, Expenditures, and Changes in Fund Balances - Non-Major Governmental Funds	C-2	73
Statement of Revenues, Expenditures, and Changes in Fund Balance - Budget and Actual - Appearance Advisory Commission	C-3	74
Statement of Revenues, Expenditures, and Changes in Fund Balance - Budget and Actual - American Rescue Plan Act Fund	C-4	75
<b><i>Enterprise Funds</i></b>		
Schedule of Revenues and Expenditures - Budget and Actual (Non-GAAP) - Water & Sewer Fund	D-1	76-77
Schedule of Revenues and Expenditures - Budget and Actual (Non-GAAP) - Water and Sewer Capital Projects Fund	D-2	78
<b><i>Other Schedules</i></b>		
Schedule of Ad Valorem Taxes Receivable - General Fund	E-1	79
Analysis of Current Tax Levy	E-2	80
Analysis of Current Year Levy - Town-Wide Levy	E-3	81
<b><i>COMPLIANCE SECTION</i></b>		
Report on Internal Control Over Financial Reporting and on Compliance and Other Matters Based on an Audit of Financial Statements Performed in Accordance with <i>Government Auditing Standards</i>		82-83
Report on Compliance with Requirements Applicable to Each Major Federal Program and Internal Control Over Compliance in Accordance With the Uniform Guidance and the State Single Audit Implementation Act		84-86
Schedule of Findings and Responses		87-88
Corrective Action Plan		89
Summary Schedule of Prior Audit Findings		90
Schedule of Expenditures of Federal and State Awards		91

## FINANCIAL SECTION



***Thompson, Price, Scott, Adams & Co, P.A.***

**P.O Box 398  
1626 S. Madison Street  
Whiteville, NC 28472  
Telephone (910) 642-2109  
Fax (910) 642-5958**

---

**Alan W. Thompson, CPA  
R. Bryon Scott, CPA  
Gregory S. Adams, CPA**

## **INDEPENDENT AUDITORS' REPORT**

To the Honorable Mayor and Members of the Town Council  
Town of Blowing Rock  
Blowing Rock, North Carolina

### **Report on the Audit of Financial Statements**

#### **Opinions**

We have audited the accompanying financial statements of the governmental activities, the business-type activities, the aggregate discretely presented component units, each major fund, and the aggregate remaining fund information of the Town of Blowing Rock, North Carolina (the "Town"), as of and for the year then ended June 30, 2024, and the related notes to the financial statements, which collectively comprise the Town's basic financial statements as listed in the table of contents.

In our opinion, based upon our audit and the report of the other auditors, the accompanying financial statements referred to above present fairly, in all material respects, the respective financial position of the governmental activities, the business-type activities, the aggregate discretely presented component units, each major fund, and the aggregate remaining fund information of the Town of Blowing Rock as of June 30, 2024, and the respective changes in financial position, and cash flows thereof and the respective budgetary comparison for the General Fund for the year then ended in accordance with accounting principles generally accepted in the United States of America.

We did not audit the financial statements of the Town of Blowing Rock's Board of Alcoholic Beverage Control or Tourism Development Authority, which represent 100 percent of the assets, net position, and revenues, respectively, of the aggregate discretely presented component units as of June 30, 2024, and the respective changes in financial position, and where applicable, cash flows thereof for the year then ended. Those statements were audited by other auditors whose report thereon has been furnished to us, and our opinion, insofar as it relates to the amounts included for the Town of Blowing Rock's Board of Alcoholic Beverage Control and Tourism Development Authority, is based solely on the report of the other auditors.

#### **Basis for Opinions**

We conducted our audit in accordance with auditing standards generally accepted in the United States of America (GAAS) and the standards applicable to financial audits contained in *Government Auditing Standards*, issued by the Comptroller General of the United States. Our responsibilities under these standards are further described in the Auditors' Responsibilities for the Audit of the Financial Statements section of our report. We are required to be independent of the Town of Blowing Rock and to meet our other ethical responsibilities, in accordance with the relevant ethical requirements relating to our audit. We believe that the audit evidence we have obtained is sufficient and appropriate to provide a basis for our audit opinions. The financial statements of Town of Blowing Rock's Board of Alcoholic Beverage Control and Tourism Development Authority were not audited in accordance with *Governmental Auditing Standards*.

## **Responsibilities of Management for the Audit of the Financial Statements**

Management is responsible for the preparation and fair presentation of these financial statements in accordance with accounting principles generally accepted in the United States of America; this includes the design, implementation, and maintenance of internal control relevant to the preparation and fair presentation of financial statements that are free from material misstatement, whether due to fraud or error.

In preparing the financial statements, management is required to evaluate whether there are conditions or events, considered in the aggregate, that raises substantial doubt about the Town of Blowing Rock's ability to continue as a going concern for the twelve months beyond the financial statement date, including any currently known information that may raise substantial doubt shortly thereafter.

## **Auditors' Responsibility for the Audit of the Financial Statements**

Our objectives are to obtain reasonable assurance about whether the financial statements as a whole are free of material misstatement, whether due to fraud or error, and to issue an auditor's report that includes our opinions. Reasonable assurance is a high level of assurance but is not absolute assurance and therefore is not a guarantee that an audit conducted in accordance with GAAS and *Governmental Auditing Standards* will always detect material statement when it exists. The risk of not detecting a material misstatement resulting from fraud is higher than for one resulting from error, as fraud may involve collusion, forgery, intentional omissions, misrepresentations, or the override of internal control. Misstatements are considered material if there is a substantial likelihood that, individually or in the aggregate, they would influence the judgment made by a reasonable user based on the financial statements.

In performing an audit in accordance with GAAS and *Governmental Auditing Standards*, we:

- exercised professional judgement and maintained professional skepticism throughout the audit.
- identify and assess the risks of material misstatement of the financial statements, whether due to fraud or error, and design and perform audit procedures responsive to those risks. Such procedures include examining, on a test basis, evidence regarding the amounts and disclosures in the financial statements.
- obtain an understanding of internal control relevant to the audit in order to design audit procedures that are appropriate in the circumstances, but not for the purpose of expressing an opinion on the effectiveness of the Town of Blowing Rock's internal control. Accordingly, no such opinion is expressed.
- evaluate the appropriateness of accounting policies used and the reasonableness of significant accounting estimates made by management, as well as evaluate the overall presentation of the financial statements.
- conclude whether, in our judgment, there are conditions or events, considered in the aggregate, that raise substantial doubt about the Town's ability to continue as a going concern for a reasonable period of time.

We are required to communicate with those charged with governance regarding among other matters, the planned scope and timing of the audit, significant audit findings, and certain internal control-related matters that we identified during the audit.

## **Required Supplementary Information**

Accounting principles generally accepted in the United States of America require that the Management's Discussion and Analysis, the Local Government Employees' Retirement System's Schedules of the Proportionate Share of the Net Pension Liability (Asset) and Contributions, the Law Enforcement Officers' Special Separation Allowance Schedules of the Changes in Total Pension Liability and the Total Pension Liability as a Percentage of Covered Employee Payroll, the Retiree Health Benefit Fund Schedules of Proportionate Share of Net OPEB Liability and Contributions, and the Schedule of Changes in Total OPEB Liability and Related Ratios be presented to supplement the basic financial statements. Such information, although not a part of the basic financial statements, is required by the Governmental Accounting Standards Board, who considers it to be an essential part of financial reporting for placing the basic financial statements in an appropriate operational, economical, or historical context. We and the other auditors have applied certain limited procedures to the required supplementary information in accordance with auditing standards generally accepted in the United States of America, which consisted of inquiries of management about the methods of preparing the information and comparing the information for consistency with management's responses to our inquiries, the basic financial statements, and other knowledge we obtained during our audit of the basic financial statements. We do not express an opinion or provide any assurance on the information because the limited procedures do not provide us with sufficient evidence to express an opinion or provide any assurance.

### **Supplementary Information**

Our audit was conducted for the purpose of forming an opinion on the financial statements that collectively comprise the Town of Blowing Rock, North Carolina's basic financial statements. The combining and individual fund financial statements, budgetary schedules, other schedules, as well as the accompanying schedule of expenditures of federal and state awards as required by Title 2 U.S. Code of Federal Regulations (CFR) Part 200, *Uniform Administrative Requirements, Cost Principles, and Audit Requirements for Federal Awards and the State Single Audit Implementation Act* are presented for purposes of additional analysis and are not a required part of the basic financial statements. Such information is the responsibility of management and was derived from and relates directly to the underlying accounting and other records used to prepare that basic financial statements. The information has been subject to auditing procedures applied in the audit of the basic financial statements and certain additional procedures, including comparing and reconciling such information directly to the underlying accounting and other records used to prepare the basic financial statements or to the basic financial statements themselves, and other additional procedures in accordance with auditing standards generally accepted in the United States of America. In our opinion, the introductory section, combining and individual fund financial statements, budgetary schedules, other schedules, statistical section as well as the accompanying schedule of expenditures of federal and state awards are fairly stated, in all material respects, in relation to the basic financial statements as a whole.

### **Other Information**

Management is responsible for the other information included in the annual report. The other information comprises the introductory information and the statistical sections but does not include the basic financial statements and our auditor's report thereon. Our opinions on the basic financial statements do not cover the other information, and we do not express an opinion or any form of thereon.

In connection with our audit of the basic financial statements, our responsibility is to read the other information and consider whether a material inconsistency exists between the other information and the basic financial statements, or the other information otherwise appears to be materially misstated. If, based on the work performed, we conclude that an uncorrected material misstatement of the other information exists, we are required to describe it in our report.

### **Other Reporting Required by *Government Auditing Standards***

In accordance with *Government Auditing Standards*, we have also issued our report dated December 23, 2024 on our consideration of the Town of Blowing Rock, North Carolina's, internal control over financial reporting and our tests of its compliance with certain provisions of laws, regulations, contracts and grant agreements, and other matters. The purpose of that report is solely to describe the scope of our testing of internal control over financial reporting and compliance and the results of that testing, and not to provide an opinion on the effectiveness of the Town of Blowing Rock's internal control over financial reporting or on compliance. That report is an integral part of an audit performed in accordance with *Government Auditing Standards* in considering the Town of Blowing Rock's internal control over financial reporting and compliance.

*Thompson, Price, Scott, Adams & Co., P.A.*

Thompson, Price, Scott, Adams & Co., P.A.  
Whiteville, NC  
December 23, 2024



**TOWN OF BLOWING ROCK, NORTH CAROLINA**  
Management's Discussion and Analysis  
June 30, 2024

---

As management of the Town of Blowing Rock (the “Town”), we offer readers of the Town’s financial statements this narrative overview and analysis of the financial activities of the Town for the year ended June 30, 2024, with comparisons to the prior year, where appropriate. We encourage readers to read the information presented here in conjunction with additional information that we have furnished in the Town’s financial statements, which follow this narrative.

**Financial Highlights**

- The Town of Blowing Rock’s assets and deferred outflows of resources exceeded its liabilities and deferred inflows of resources at the close of the fiscal year by \$38,788,853 (net position).
- The Town’s government-wide net position increased by 4,404,409, primarily due to governmental fund related activities.
- As of June 30, 2024, the Town of Blowing Rock’s governmental funds reported combined ending fund balances of \$9,899,453, an increase of \$28,375 in comparison with the prior year. Approximately 23.81% of this total amount, or \$2,357,424, is non-spendable or restricted by state stabilization. The combined fund balance increase of \$28,375 consists of a decrease in the General Capital Projects Fund of \$816,532, an increase in the General Fund balance of \$849,158 and a decrease in the non-major governmental funds of \$4,251.
- As of June 30, 2024, expendable, unassigned fund balance for the General Fund was \$6,419,773, or 47.79%, of total General Fund expenditures and transfers for the fiscal year.
- The Town of Blowing Rock earned and maintained a AA+ long-term debt rating from Standard and Poor’s on its first, second and third of four planned general obligation bond issuances in February 2016, May 2018 and January 2020. An obligation rated AA differs from the highest rated obligations only to a small degree. The obligator’s capacity to meet its financial commitment on the obligation is very strong.

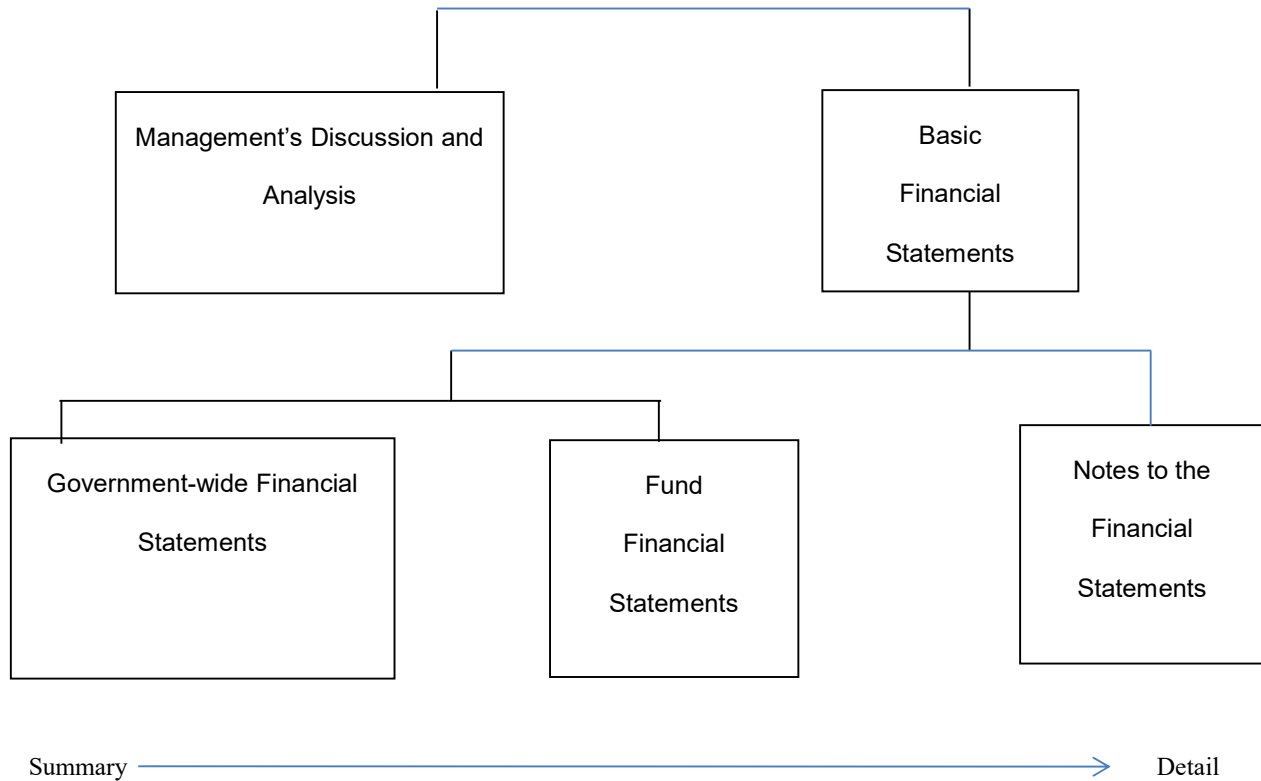
**Overview of the Financial Statements**

This discussion and analysis is intended to serve as an introduction to the Town’s basic financial statements. The Town’s basic financial statements comprise three components: 1) government-wide financial statements, 2) fund financial statements, and 3) notes the notes to the financial statements (see Figure 1). The basic financial statements present two different views of the Town through the use of government-wide statements and fund financial statements. In addition to the basic financial statements, this report contains other supplemental information that will enhance the reader’s understanding of the financial condition of the Town of Blowing Rock.

**TOWN OF BLOWING ROCK, NORTH CAROLINA**  
Management's Discussion and Analysis  
June 30, 2024

---

**Figure 1** Required Components of Annual Financial Report  
Figure 1



### Basic Financial Statements

The first two statements (Exhibits 1 and 2) in the basic financial statements are the **Government-wide Financial Statements**. They provide both short and long-term information about the Town's financial status.

The next statements (Exhibits 3 through 8) are **Fund Financial Statements**. These statements focus on the activities of the individual parts of the Town's government. These statements provide more detail than the government-wide statements. There are four parts to the Fund Financial Statements: 1) the governmental funds statements; 2) the budgetary comparison statements; 3) the proprietary fund statements; and 4) the fiduciary fund statements.

The next section of the basic financial statements is the **notes**. The notes to the financial statements explain in detail some of the data contained in those statements. After the notes, **supplemental information** is provided to show details about the Town's non-major governmental funds and internal service funds, all of which are added together in one column on the basic financial statements. Budgetary information required by the General Statutes also can be found in this part of the statements.

**TOWN OF BLOWING ROCK, NORTH CAROLINA**  
Management's Discussion and Analysis  
June 30, 2024

---

### **Government-wide Financial Statements**

The government-wide financial statements are designed to provide the reader with a broad overview of the Town's finances, similar in format to a financial statement of a private-sector business. The government-wide statements provide short and long-term information about the Town's financial status as a whole.

The two government-wide statements report the Town's net position and how they have changed. Net position is the difference between the Town's total assets and deferred outflows of resources and the total liabilities and deferred inflows of resources. Measuring net position is one way to gauge the Town's financial condition.

The government-wide statements are divided into three categories: 1) governmental activities, 2) business-type activities, and 3) component units. The governmental activities include most of the Town's basic services such as public safety, parks and recreation, and general administration. The business-type activities are those that the Town charges customers to provide. These include the water and sewer services offered by the Town of Blowing Rock. The final category is the component unit. Although legally separate from the Town, the TDA is important to the Town because the Town exercises control over the Authority by appointing its members.

The government-wide financial statements are on Exhibits 1 and 2 of this report.

### **Fund Financial Statements**

The fund financial statements (See Figure 2) provide a more detailed look at the Town's most significant activities. A fund is a grouping of related accounts that is used to maintain control over resources that have been segregated for specific activities or objectives. The Town of Blowing Rock, like all other governmental entities in North Carolina, uses fund accounting to ensure and reflect compliance (or non-compliance) with finance-related legal requirements such as the General Statutes or the Town's budget ordinance. All of the funds of the Town of Blowing Rock can be divided into two categories: governmental funds and proprietary funds.

**Governmental Funds** – Governmental funds are used to account for those functions reported as governmental activities in the government-wide financial statements. Most of the Town's basic services are accounted for in governmental funds. These funds focus on how assets can readily be converted into cash flow in and out and what monies are left at year-end that will be available for spending in the next year. Governmental funds are reported using an accounting method called modified accrual accounting which provides a short-term spending focus. As a result, the governmental fund financial statements give the reader a detailed short-term view that helps him or her determine if there are more or less financial resources available to finance the Town's programs. The relationship between governmental activities (reported in the Statement of Net Position and the Statement of Activities) and governmental funds is described in a reconciliation that is a part of the fund financial statements.

The Town of Blowing Rock adopts an annual budget for its General Fund, as required by the General Statutes. The budget is a legally adopted document that incorporates input from the citizens of the Town, the management of the Town, and the decisions of the Board about which services to provide and how to pay for them. It also authorizes the Town to obtain funds from identified sources to finance these current period activities. The budgetary statement provided for the General Fund demonstrates how well the Town complied with the budget ordinance and whether or not the Town succeeded in providing the services as planned when the budget was adopted. The budgetary comparison statement uses the budgetary basis of accounting and is presented using the same format, language, and classifications as the legal budget document. The statement shows four columns: 1) the original budget as adopted by the Board; 2) the final budget as amended by the Board; 3) the actual resources, charges to appropriations, and ending balances in the General Fund; and 4) the difference or variance between the final budget and the actual resources and charges. To account for the differences between the budgetary basis of accounting and the modified accrual basis, a reconciliation showing the differences in the reported activities is shown at the end of the budgetary statement.

**TOWN OF BLOWING ROCK, NORTH CAROLINA**  
Management's Discussion and Analysis  
June 30, 2024

**Proprietary Funds** – The Town of Blowing Rock has one proprietary fund. Enterprise funds are used to report the same functions presented as business-type activities in the government-wide financial statements. The Town uses enterprise funds to account for its water and sewer activity. These funds are the same as those functions shown in the business-type activities in the Statement of Net Position and the Statement of Activities.

**Notes to the Financial Statements** – The notes provide additional information that is essential to a full understanding of the data provided in the government-wide and fund financial statements. The notes to the financial statements start after Exhibit 8.

**Other Information** – Combining and individual fund statements and schedules can be found beginning on page 67 of this report. Required supplementary information can be found beginning on page 60.

**Government-Wide Financial Analysis**

**Town of Blowing Rock Net Position**  
**Figure 2**

	<b>Governmental Activities</b>		<b>Business-Type Activities</b>		<b>Total</b>	
	<b>2024</b>	<b>2023</b>	<b>2024</b>	<b>2023</b>	<b>2024</b>	<b>2023</b>
<b>Assets and Deferred Outflows of Resources</b>						
Current and other assets	\$ 11,006,627	\$ 11,335,635	\$ 3,653,467	\$ 3,506,191	\$ 14,660,094	\$ 14,841,826
Capital Assets	30,194,834	28,883,654	18,750,006	16,015,462	48,944,840	44,899,116
Deferred Outflows of Resources	4,249,041	3,277,778	786,308	604,857	5,035,349	3,882,635
Total Assets and Deferred Outflows of Resources	45,450,502	43,497,067	23,189,781	20,126,510	68,640,283	63,623,577
<b>Liabilities and Deferred Inflows of Resources</b>						
Long-term Liabilities Outstanding	17,586,739	17,408,038	5,417,574	5,512,107	23,004,313	22,920,145
Other Liabilities	3,551,610	2,773,920	1,442,272	854,370	4,993,882	3,628,290
Deferred Inflows of Resources	1,564,329	2,086,746	288,906	385,997	1,853,235	2,472,743
Total Liabilities and Deferred Inflows of Resources	22,702,677	22,268,704	7,148,752	6,752,474	29,851,429	29,021,178
<b>Net Position:</b>						
Net Investment in capital assets	21,079,967	22,049,987	14,443,222	11,440,821	35,523,189	33,490,808
Restricted	2,349,741	4,448,863	-	-	2,349,741	4,448,863
Unrestricted	(681,883)	(5,270,487)	1,597,807	1,933,215	915,924	(3,337,272)
Total Net Position	\$ 22,747,825	\$ 21,228,363	\$ 16,041,029	\$ 13,374,036	\$ 38,788,854	\$ 34,602,399

As noted earlier, net position may serve, over time, as a useful indicator of a government's financial position. The Town's assets and deferred outflows exceeded liabilities and deferred inflows by \$38,788,853 on June 30, 2024. The Town's net position increased by \$4,186,454, inclusive of prior period adjustments of \$217,954, described in Note VI, for the year ended June 30, 2024. However, the largest portion of the Town's net position (91.58%) reflects its net investment in capital assets (e.g., land, buildings, machinery, and equipment). The Town uses these capital assets to provide services to citizens; consequently, these assets are not available for future spending. Although the Town's net investment in its capital assets is reported net of the outstanding related debt, it should be noted that the resources needed to repay this debt must be provided from other sources, since the capital assets themselves cannot be used to liquidate these liabilities. An additional portion of the Town's net position, \$2,349,741, represents resources that are subject to external restrictions on how they may be used. The remaining balance of (\$681,883) is unrestricted.

# TOWN OF BLOWING ROCK, NORTH CAROLINA

Management's Discussion and Analysis

June 30, 2024

## Town of Blowing Rock Change in Net Position

Figure 3

	Governmental Activities		Business-type Activities		Total	
	2024	2023	2024	2023	2024	2023
<b>Revenues:</b>						
Program revenues:						
Charges for services	\$ 789,758	\$ 659,024	\$ 2,321,060	\$ 2,341,749	\$ 3,110,818	\$ 3,000,773
Operating grants and contributions	710,434	572,972	-	-	710,434	572,972
Capital grants and contributions	115,762	410,278	2,756,031	-	2,871,793	410,278
General revenues:						
Property taxes	6,581,915	6,153,538	-	-	6,581,915	6,153,538
Other taxes	5,828,865	5,789,913	-	-	5,828,865	5,789,913
Investment earnings	167,608	150,951	103,350	-	270,958	150,951
Grants and contributions not restricted to specific programs	226,341	437,294	-	-	226,341	437,294
Other	165,004	390,469	-	63,914	165,004	454,383
Total revenues	14,585,687	14,564,439	5,180,441	2,405,663	19,766,128	16,970,102
<b>Expenses:</b>						
General Government	4,513,492	4,786,452	-	-	4,513,492	4,786,452
Public Safety	4,308,034	3,913,800	-	-	4,308,034	3,913,800
Transportation	1,752,071	1,665,227	-	-	1,752,071	1,665,227
Environmental Protection	412,408	289,906	-	-	412,408	289,906
Cultural and Recreational	1,689,792	1,607,221	-	-	1,689,792	1,607,221
Interest on long-term debt	93,315	118,408	-	-	93,315	118,408
Water and Sewer	-	-	2,592,607	2,211,958	2,592,607	2,211,958
Total expenses	12,769,112	12,381,014	2,592,607	2,211,958	15,361,719	14,592,972
Change in net position before transfers	1,816,575	2,183,425	2,587,834	193,705	4,404,409	2,377,130
Transfers	-	(133,906)	-	133,906	-	-
Change in net position	1,816,575	2,049,519	2,587,834	327,611	4,404,409	2,377,130
Net position, beginning	21,228,363	19,137,761	13,374,036	12,996,206	34,602,399	32,133,967
Prior period adjustments (Note VI)	(297,113)	41,083	79,159	50,219	(217,954)	91,302
Net position, beginning, restated	20,931,250	19,178,844	13,453,195	13,046,425	34,384,445	32,225,269
Net position, ending	\$ 22,747,825	\$ 21,228,363	\$ 16,041,029	\$ 13,374,036	\$ 38,788,854	\$ 34,602,399

**TOWN OF BLOWING ROCK, NORTH CAROLINA**  
Management's Discussion and Analysis  
June 30, 2024

---

**Governmental activities.** Governmental activities increased the Town's net position by \$1,519,461. Key elements of this increase are as follows:

- Increase in property tax rate increased ad valorem sales tax revenue, and Town maintained an excellent collection rate.
- Town management closely monitored expenditures in the governmental funds.
- Increased collections from local option sales tax for the majority of the year.
- Prior period adjustments resulted in a net decrease in net position of \$297,113. These are detailed further in the notes to the financial statements, Note VI.

**Business-type activities:** Business-type activities increased the Town's net position by \$2,587,934:

- Increase in Grant revenues from the Water & Sewer Fund over prior year, which was the primary driver for the increase in net position.
- In addition to the year's business-type activities, a \$79,159 prior period adjustment was made to increase the business-type

**Financial Analysis of the Town's Funds**

As noted earlier, the Town uses fund accounting to ensure and demonstrate compliance with finance-related legal requirements.

**Governmental Funds.** The focus on the Town's governmental funds is to provide information on near-term inflows, outflows, and balances of usable resources. Such information is useful in assessing the Town's financing requirements. Specifically, fund balance available for appropriation can be a useful measure of a government's net resources available for spending at the end of the fiscal year.

The General Fund is the chief operating fund of the Town. At the end of the current fiscal year, the Town of Blowing Rock's fund balance available in the General Fund was \$6,419,772, while total fund balance reached \$8,880,698.

At June 30, 2024, the governmental funds of the Town reported a combined fund balance of \$9,899,453, a 2.48% decrease over last year. Included in this change in fund balance is an increase in the General Fund of \$849,158, a decrease in the Capital Projects Fund of \$816,532, and a decrease in nonmajor funds of \$17,300. Increases in fund balance are offset by prior period adjustments, which decrease the General Fund by \$207,741, and decrease the nonmajor funds by \$77,072.

**Capital Project Fund.** Several budget amendments were required to comply with budgetary requirements to account for unexpected capital outlay requirements.

**Proprietary Funds.** The Town's proprietary funds provide the same type of information found in the government-wide statements but in more detail. Unrestricted net position of the Water and Sewer Fund at the end of the fiscal year amounted to \$1,597,807. The change in net position was a decrease of \$335,408. Other factors concerning the finances of these funds have already been addressed in the discussion of the Town of Blowing Rock's business-type activities.

**TOWN OF BLOWING ROCK, NORTH CAROLINA**  
Management's Discussion and Analysis  
June 30, 2024

**Capital Asset and Debt Administration**

Capital assets. The Town's investment in capital assets for its governmental and business-type activities as of June 30, 2024 amounts to \$48,944,840 (net of accumulated depreciation). These assets include buildings, roads and bridges, land, machinery and equipment, park facilities, and vehicles.

Major capital asset transactions during the year include:

• Governmental infrastructure	\$ 368,481
• Governmental equipment and furniture	147,367
• Governmental vehicles	20,744
• Business-type plant	35,996
• Business-type equipment	74,430

**Town of Blowing Rock's Outstanding Capital Assets**  
**(net of depreciation)**

**Figure 4**

	Governmental Activities		Business-type Activities		Total	
	2024	2023	2024	2023	2024	2023
Land	\$ 4,328,830	\$ 4,328,830	\$ 100,504	\$ 100,504	\$ 4,429,334	\$ 4,429,334
Construction in Progress	4,651,526	4,589,183	4,830,351	1,688,973	9,481,877	6,278,156
Buildings	7,439,755	6,400,698	13,405,753	13,794,213	20,845,508	20,194,911
Infrastructure	12,474,180	12,407,833	-	-	12,474,180	12,407,833
Vehicles	551,973	446,505	-	-	551,973	446,505
Computers	43,466	57,207	-	-	43,466	57,207
Equipment	705,104	653,398	413,398	431,772	1,118,502	1,085,170
Total	\$ 30,194,834	\$ 28,883,654	\$ 18,750,006	\$ 16,015,462	\$ 48,944,840	\$ 44,899,116

Additional information on the Town's capital assets can be found in the Notes to the Financial Statements.

**Long-term Debt.** Long-term debt as of June 30, 2024 is summarized below:

**Town of Blowing Rock's Outstanding Debt**  
**Figure 5**

	Governmental Activities		Business-type Activities		Total	
	2024	2023	2024	2023	2024	2023
General obligation bonds	\$ 7,206,689	\$ 7,734,011	\$ 2,200,311	\$ 2,360,989	\$ 9,407,000	\$ 10,095,000
Unamortized bond premium	318,542	338,717	34,248	36,480	352,790	375,197
Compensated absences	385,702	391,920	72,732	64,320	458,434	456,240
Total pension liability	418,298	365,004	-	-	418,298	365,004
Net OPEB liability	5,538,079	4,287,189	1,054,873	816,608	6,592,952	5,103,797
Total OPEB liability	65,681	66,053	12,511	12,581	78,192	78,634
Net pension liability	3,198,395	2,462,280	609,218	469,006	3,807,613	2,931,286
Installment purchase - direct placements	2,824,650	3,353,309	2,072,225	2,231,764	4,896,875	5,585,073
Total	\$ 19,956,036	\$ 18,998,483	\$ 6,056,118	\$ 5,991,748	\$ 26,012,154	\$ 24,990,231

**TOWN OF BLOWING ROCK, NORTH CAROLINA**  
Management's Discussion and Analysis  
June 30, 2024

---

The Town's total long-term liabilities increased by \$1,021,923 during the past fiscal year, due to new General obligation bond issuance and new debt issued for capital equipment and vehicles, as well as an increase in net pension liability, offset by principal payments made throughout the year.

The State of North Carolina limits the amount of general obligation debt that a unit of government can issue to 8% of the total assessed valuation located within that government's boundaries. The legal debt margin for the Town is \$133,541,576.

Additional information regarding the Town of Blowing Rock's long-term debt can be found in the Notes to the Financial Statements.

**Economic Factors and Next Year's Budgets and Rates**

The following key economic indicators reflect the growth and prosperity of the Town.

- Tourism continues to be a source of strength for the Town during the current year with travel and tourism continuing to exceed prior year levels.
- Housing and development construction activity continued to grow steadily throughout the year, with no slowing during this fiscal year.

**Budget Highlights for the General Fund Budget Fiscal Year Ending June 30, 2025**

Governmental Activities. Property tax revenues are expected to increase over prior year at .400 cents per hundred dollars. State shared revenues during budget preparation were expected to have an overall increase due to the main source of sales tax projected to increase, however, some economic downturn is anticipated in the next year. The General Fund budgeted revenues have an overall 4.3% increase over fiscal year June 30, 2024.

Business-Type Activities. The water and sewer usage in the Town are expected to continue to steadily decrease in comparison with the prior years due to the ongoing cultural emphasis placed on conservation, while expenditures to operate are expected to also increase due to the cost of equipment repairs and replacements needed at our plants as well as on the lines in the field. Rate increases as well as a rate structure change was put into place in FY 20-21 and are helping to generate the increased revenues needed to support the system. The increases followed an analysis of existing rates and usage as well as infrastructure needs with plans to continue in the coming years in order to lessen impacts of these trends. The Water and Sewer Fund budgeted revenues have an overall 7.5% increase over fiscal year June 30, 2024.

**Requests for Information**

This report is designed to provide an overview of the Town's finances for those with an interest in this area. Questions concerning any of the information found in this report or requests for additional financial information should be addressed to the Director of Finance, Town of Blowing Rock, 1036 Main Street, Blowing Rock, NC 28605.



## BASIC FINANCIAL STATEMENTS

## TOWN OF BLOWING ROCK, NORTH CAROLINA

Statement of Net Position

June 30, 2024

	Primary Government			Component Units	
	Governmental Activities	Business-type Activities	Total	Town of Blowing Rock Board of Alcoholic Beverage Control	Town of Blowing Rock Tourism Development Authority
<b>ASSETS</b>					
<b>Current Assets:</b>					
Cash and Cash Equivalents	\$ 7,350,892	\$ -	\$ 7,350,892	\$ 531,989	\$ 2,142,003
Taxes receivable, net	48,722	-	48,722	-	305,016
Accounts receivable, net	823,121	3,253,908	4,077,029	-	-
Due from Other Governments	975,774	-	975,774	-	-
Due from Other Funds	314,082	-	314,082	-	-
Inventories	2,699	180,177	182,876	423,444	-
Prepaid items	4,984	88	5,072	5,116	-
Restricted Cash and Cash Equivalents	1,486,353	219,294	1,705,647	261,486	-
<b>Total Current Assets</b>	<b>11,006,627</b>	<b>3,653,467</b>	<b>14,660,094</b>	<b>1,222,035</b>	<b>2,447,019</b>
<b>Noncurrent Assets</b>					
Right to use asset, net	-	-	-	-	112,479
Capital Assets:					
Land, Nondepreciable Improvements, and Construction in Progress	8,980,356	4,930,855	13,911,211	-	-
Other Capital Assets, Net of Depreciation	21,214,478	13,819,151	35,033,629	228,170	35,097
<b>Total Noncurrent Assets</b>	<b>30,194,834</b>	<b>18,750,006</b>	<b>48,944,840</b>	<b>228,170</b>	<b>147,576</b>
<b>Total Assets</b>	<b>41,201,461</b>	<b>22,403,473</b>	<b>63,604,934</b>	<b>1,450,205</b>	<b>2,594,595</b>
<b>DEFERRED OUTFLOWS OF RESOURCES</b>					
OPEB deferrals	2,209,952	365,365	2,575,317	522	20,867
Pension deferrals	2,039,089	420,943	2,460,032	53,604	154,506
<b>Total deferred outflows of resources</b>	<b>4,249,041</b>	<b>786,308</b>	<b>5,035,349</b>	<b>54,126</b>	<b>175,373</b>
<b>LIABILITIES</b>					
<b>Current Liabilities:</b>					
Accounts Payable and Accrued Liabilities	781,006	217,040	998,046	468,094	19,784
Accrued Interest	128,206	44,080	172,286	-	-
Prepaid fees	21,761	9,232	30,993	-	-
Current Portion of Long-term Debt	1,474,554	472,346	1,946,900	-	37,765
Current Portion of Net Pension Liability	519,337	98,921	618,258	-	-
Current Portion of Total Pension Liability (LEOSSA)	20,647	-	20,647	-	-
Current Portion of Net OPEB Liability	254,622	48,500	303,122	-	-
Current Portion of Total OPEB Liability	3,712	594	4,306	-	-
Current Portion of Compensated Absences	96,426	18,183	114,609	3,087	-
Due to Other Funds	-	314,082	314,082	-	-
Payable from restricted assets	251,339	219,294	470,633	-	-
<b>Total Current Liabilities</b>	<b>3,551,610</b>	<b>1,442,272</b>	<b>4,993,882</b>	<b>471,181</b>	<b>57,549</b>
<b>Long-term liabilities:</b>					
Net pension liability (LGERS)	2,679,058	510,297	3,189,355	71,463	-
Total pension liability (LEOSSA)	397,651	-	397,651	-	-
Total OPEB liability	61,969	11,917	73,886	-	-
Net OPEB liability	5,283,457	1,006,373	6,289,830	13,135	-
Due in more than one year	9,164,604	3,888,987	13,053,591	-	387,052
<b>Total Long-Term Liabilities</b>	<b>17,586,739</b>	<b>5,417,574</b>	<b>23,004,313</b>	<b>84,598</b>	<b>387,052</b>
<b>Total Liabilities</b>	<b>21,138,348</b>	<b>6,859,846</b>	<b>27,998,194</b>	<b>555,779</b>	<b>444,601</b>
<b>DEFERRED INFLOWS OF RESOURCES</b>					
Prepaid Taxes	4,345	-	4,345	-	-
OPEB Deferrals	1,490,000	283,810	1,773,810	1,934	17,642
Pension Deferrals	69,984	5,096	75,080	171	3,914
<b>Total deferred inflows of resources</b>	<b>1,564,329</b>	<b>288,906</b>	<b>1,853,235</b>	<b>2,105</b>	<b>21,556</b>
<b>NET POSITION</b>					
Net investment in capital assets	21,079,967	14,443,222	35,523,189	228,170	35,097
Restricted for:					
Capital projects	-	-	-	170,575	-
Working capital	-	-	-	90,911	-
Stabilization by state statute	2,349,741	-	2,349,741	-	305,016
Unrestricted	(681,883)	1,597,807	915,924	456,791	1,963,698
<b>Total Net Position</b>	<b>\$ 22,747,825</b>	<b>\$ 16,041,029</b>	<b>\$ 38,788,854</b>	<b>\$ 946,447</b>	<b>\$ 2,303,811</b>

The notes to the financial statements are an integral part of this statement.

## TOWN OF BLOWING ROCK, NORTH CAROLINA

Statement of Activities  
For the Year Ended June 30, 2024

Functions/Programs	Expenses	Program Revenues			Net (Expense) Revenue and Changes in Net Position			Component Units	
		Charges for Services	Operating Grants and Contributions	Capital Grants and Contributions	Primary Government			Town of Blowing Rock Board of Alcoholic Beverage Control	Town of Blowing Rock Tourism Development Authority
					Governmental Activities	Business-type Activities	Total		
Primary government:									
Governmental activities:									
General government	\$ 4,513,492	\$ 471,869	\$ -	\$ 115,762	\$ (3,925,861)	\$ -	\$ (3,925,861)	\$ -	\$ -
Public safety	4,308,034	3,280	571,272	-	(3,733,482)	-	(3,733,482)	-	-
Transportation	1,752,071	-	101,425	-	(1,650,646)	-	(1,650,646)	-	-
Environmental protection	412,408	123,082	-	-	(289,326)	-	(289,326)	-	-
Cultural and recreational	1,689,792	191,527	37,737	-	(1,460,528)	-	(1,460,528)	-	-
Interest on long-term debt	93,315	-	-	-	(93,315)	-	(93,315)	-	-
Total governmental activities	12,769,112	789,758	710,434	115,762	(11,153,158)	-	(11,153,158)	-	-
Business-type activities:									
Water and sewer	2,592,607	2,321,060	-	2,756,031	-	2,484,484	2,484,484	-	-
Total business-type activities	2,592,607	2,321,060	-	2,756,031	-	2,484,484	2,484,484	-	-
Total primary government	\$ 15,361,719	\$ 3,110,818	\$ 710,434	\$ 2,871,793	(11,153,158)	2,484,484	(8,668,674)	-	-
Component unit:									
Town of Blowing Rock Board of Alcoholic Beverage Control	2,349,355	2,370,826	-	-	-	-	-	21,471	-
Town of Blowing Rock Tourism Development Authority	1,641,765	-	-	-	-	-	-	-	(1,641,765)
Total component units	\$ 3,991,120	\$ 2,370,826	\$ -	\$ -	-	-	-	21,471	(1,641,765)
General revenues:									
Property taxes, levied for general purpose					6,581,915	-	6,581,915	-	-
Other taxes and licenses					5,828,865	-	5,828,865	-	1,838,107
Grants and contributions, not restricted to a specific purpose					226,341	-	226,341	-	-
Unrestricted investment earnings					167,608	103,350	270,958	2,870	3,633
Bond premiums on debt issued					58,497	-	58,497	-	-
Gain (Loss) on sale of assets					(22,408)	-	(22,408)	-	-
Miscellaneous					128,915	-	128,915	287	14
Transfers					-	-	-	-	-
Total general revenues					12,969,733	103,350	13,073,083	3,157	1,841,754
Change in Net Position					1,816,575	2,587,834	4,404,409	24,628	199,989
Net position, beginning					21,228,363	13,374,036	34,602,399	921,819	2,103,822
Restatement (See Note VI in the Notes to the Financial Statements)					(297,113)	79,159	(217,954)	-	-
Net position, beginning, restated					20,931,250	13,453,195	34,384,445	921,819	2,103,822
Net position, ending					\$ 22,747,825	\$ 16,041,029	\$ 38,788,854	\$ 946,447	\$ 2,303,811

The notes to the financial statements are an integral part of this statement.

# TOWN OF BLOWING ROCK, NORTH CAROLINA

Balance Sheet  
Governmental Funds  
June 30, 2024

	<b>Major Funds</b>		<b>Total</b>	<b>Total</b>
	<b>General Fund</b>	<b>Capital Projects Fund</b>	<b>Non-Major Funds</b>	<b>Governmental Fund</b>
<b>ASSETS</b>				
Cash and cash equivalents	\$ 7,193,114	\$ 100,000	\$ 57,778	\$ 7,350,892
Taxes receivable, net	45,029	-	-	45,029
Accounts receivable, net	763,103	60,018	-	823,121
Prepaid items	4,984	-	-	4,984
Due from other governments	975,774	-	-	975,774
Due from other funds	610,864	-	-	610,864
Inventory	2,699	-	-	2,699
Restricted cash and cash equivalents	113,736	1,131,513	241,104	1,486,353
<b>Total Assets:</b>	<b>\$ 9,709,303</b>	<b>\$ 1,291,531</b>	<b>\$ 298,882</b>	<b>\$ 11,299,716</b>
<b>LIABILITIES, DEFERRED INFLOWS, AND FUND BALANCES</b>				
Liabilities:				
Accounts payable and accrued liabilities	\$ 747,235	\$ 22,088	\$ 11,683	\$ 781,006
Amounts payable from restricted assets	10,235	-	-	10,235
Unspent grant proceeds	-	-	241,104	241,104
Prepaid fees	21,761	-	-	21,761
Due to other funds	-	296,782	-	296,782
<b>Total Liabilities:</b>	<b>779,231</b>	<b>318,870</b>	<b>252,787</b>	<b>1,350,888</b>
<b>DEFERRED INFLOWS OF RESOURCES</b>				
Prepaid taxes	4,345	-	-	4,345
Property taxes receivable	45,029	-	-	45,029
<b>Total Deferred Inflows of Resources:</b>	<b>49,374</b>	<b>-</b>	<b>-</b>	<b>49,374</b>
<b>Fund balances:</b>				
Nonspendable:				
Inventory	2,699	-	-	2,699
Prepaid items	4,984	-	-	4,984
Restricted:				
Stabilization by State statute	2,349,741	-	-	2,349,741
Capital items	103,501	972,661	-	1,076,162
Assigned:				
Beautification	-	-	46,095	46,095
Unassigned:	6,419,773	-	-	6,419,773
<b>Total Fund Balances:</b>	<b>8,880,698</b>	<b>972,661</b>	<b>46,095</b>	<b>9,899,454</b>
<b>Total liabilities, deferred inflows of resources, and fund balances</b>	<b>\$ 9,709,303</b>	<b>\$ 1,291,531</b>	<b>\$ 298,882</b>	<b>\$ 11,299,716</b>

**TOWN OF BLOWING ROCK, NORTH CAROLINA**

Balance Sheet  
Governmental Funds  
June 30, 2024

Amounts reported for governmental activities in the Statements of Net Position are different because:

**Reconciliation of Governmental Funds Balance Sheet to the Statement of Net Position:**

Total Governmental Fund Balance		\$ 9,899,454
Capital assets used in governmental activities are not financial resources and therefore are not reported in the funds.		
Gross capital assets at historical costs	41,804,968	
Accumulated depreciation	<u>(11,610,134)</u>	30,194,834
Deferred outflows of resources:		
OPEB	2,209,952	
LGERS	1,918,167	
LEOSSA	<u>120,922</u>	4,249,041
Other long-term assets (accrued interest receivable from taxes) are not available to pay for current-period expenditures and therefore are deferred		
Accrued interest - taxes		3,693
Some receivables are not available to pay for current-period expenditures and, therefore, are reported as unavailable revenue in the funds.		
Ad valorem Taxes		45,029
Deferred inflows of resources:		
OPEB	(1,490,000)	
LGERS	(26,756)	
LEOSSA	<u>(43,228)</u>	(1,559,984)
Long-term liabilities are not due and payable in the current period and therefore are not reported in the funds.		
Installment purchase obligations	(2,824,650)	
General Obligation Bonds	(7,206,689)	
Unamortized Bond Premiums	(318,542)	
Accrued interest payable	(128,206)	
Compensated absences	(385,702)	
Total OPEB Liability	(65,681)	
Net OPEB Liability	(5,538,079)	
Net pension liability (LGERS)	(3,198,395)	
Total pension liability (LEOSSA)	<u>(418,298)</u>	(20,084,242)
<b>Net position of governmental activities</b>		<b><u>\$ 22,747,825</u></b>

**TOWN OF BLOWING ROCK, NORTH CAROLINA**  
General Fund  
Statement of Revenues, Expenditures, and Changes in Fund Balances  
Budget and Actual  
For the Year Ended June 30, 2024

	<b>Major Fund</b>			<b>Total</b>
	<b>General Fund</b>	<b>Capital Projects Fund</b>	<b>Nonmajor</b>	<b>Governmental Funds</b>
<b>REVENUES</b>				
Ad valorem taxes	\$ 6,604,720	\$ -	\$ -	\$ 6,604,720
Other taxes and licenses	2,349,478	-	-	2,349,478
Unrestricted intergovernmental	4,028,353	-	-	4,028,353
Restricted intergovernmental	116,639	115,762	-	232,401
Sales and services	126,676	-	-	126,676
Permits and fees	321,159	-	-	321,159
Investment earnings	124,325	43,283	-	167,608
Other	704,270	-	37,738	742,008
Total revenues	14,375,620	159,045	37,738	14,572,403
<b>EXPENDITURES</b>				
Current:				
General government	4,538,447	286,633	-	4,825,080
Public safety	4,008,152	-	-	4,008,152
Transportation	1,370,288	323,981	-	1,694,269
Environmental protection	379,922	-	-	379,922
Culture and recreation	1,822,390	913,292	24,689	2,760,371
Debt Service:				
Principal	1,574,681	-	-	1,574,681
Interest and Other Charges	75,573	-	-	75,573
Total expenditures	13,769,453	1,523,906	24,689	15,318,048
<b>Revenues over (under) expenditures</b>	606,167	(1,364,861)	13,049	(745,645)
<b>OTHER FINANCING SOURCES (USES)</b>				
Transfers from other funds	77,300	397,833	-	475,133
Transfers to other funds	(397,833)	(60,000)	(17,300)	(475,133)
Capital Contributions	-	152,000	-	152,000
Proceeds from debt issuance	518,700	-	-	518,700
Bond premiums on debt issued	-	58,497	-	58,497
Sales of capital assets	44,824	-	-	44,824
<b>Total other financing sources and uses</b>	242,991	548,330	(17,300)	774,021
<b>Net change in fund balance</b>	849,158	(816,531)	(4,251)	28,376
<b>Fund balance, beginning</b>	8,234,281	1,789,192	127,418	10,150,891
Prior Period Adjustment (See Note VI)	(202,741)	-	(77,072)	(279,813)
<b>Total Fund balance, beginning restated</b>	8,031,540	1,789,192	50,346	9,871,078
<b>Fund balances-ending</b>	\$ 8,880,698	\$ 972,661	\$ 46,095	\$ 9,899,454

**TOWN OF BLOWING ROCK, NORTH CAROLINA**  
General Fund  
Statement of Revenues, Expenditures, and Changes in Fund Balances  
Budget and Actual  
For the Year Ended June 30, 2024

Amounts reported for governmental activities in the statement of activities are different because:

Net changes in fund balances - total governmental funds		\$ 28,376
Governmental funds report capital outlays as expenditures. However, in the Statement of Activities the costs of those assets is allocated over their estimated useful lives and reported as depreciation expense.		
Capital outlay expenditures which are capitalized	2,234,711	
Contributed Capital that is not recorded on the fund statements		
Depreciation Expense	(856,299)	
Gain (Loss) on Disposal of Assets	<u>(67,232)</u>	<u>1,311,180</u>
Contributions to the pension plan in the current fiscal year are not included on the Statement of Activities		519,337
Benefit payments and pension administration costs for OPEB are not included on the Statement of Activities		257,740
Benefit payments and pension administration costs for LEOSSA are not included on the Statement of Activities		20,647
Revenues in the statement of activities that do not provide current financial resources are not reported as revenue in the funds.		
Change in unavailable revenue for tax revenues	(11,951)	
Change in interest earned on ad valorem taxes	<u>(10,854)</u>	<u>(22,805)</u>
The issuance of long-term debt provides current financial resources to governmental funds, while the repayment of the principal of long-term debt consumes the current financial resources of governmental funds. Neither transaction has any effect on net position. This amount is the net effect of these differences in the treatment of long-term debt and related items.		
New long-term debt issued	(518,700)	
Debt retirement	1,574,681	
Amortization of bond premium	20,175	
Increase (Decrease) in accrued interest payable	<u>(37,917)</u>	<u>1,038,239</u>
Some expenses reported in the statement of activities do not require the use of current financial resources and, therefore, are not reported as expenditures in governmental funds:		
Pension expense - LGERS	(913,875)	
Pension expense - LEOSSA	(40,990)	
OPEB Expense	(387,492)	
Compensated absences	<u>6,218</u>	<u>(1,336,139)</u>
Total Change in net position of governmental activities		<u>\$ 1,816,575</u>

**TOWN OF BLOWING ROCK, NORTH CAROLINA**

## General Fund

## Statement of Revenues, Expenditures, and Changes in Fund Balances

## Budget and Actual

For the Year Ended June 30, 2024

	General Fund			Variance With Final Budget Positive (Negative)
	Original Budget	Final Budget	Actual Amounts	
<b>Revenues:</b>				
Ad valorem taxes	\$ 6,455,957	\$ 6,455,957	\$ 6,604,720	\$ 148,763
Other taxes and licenses	2,109,789	2,408,789	2,349,478	(59,311)
Unrestricted intergovernmental revenues	3,652,590	3,652,590	4,028,353	375,763
Restricted intergovernmental revenues	118,500	118,500	116,639	(1,861)
Permits and fees	80,975	80,975	126,676	45,701
Sales and services	283,775	281,925	321,159	39,234
Investment earnings	30,000	76,000	124,325	48,325
Miscellaneous	698,413	711,363	704,270	(7,093)
<b>Total revenues</b>	<u>13,429,999</u>	<u>13,786,099</u>	<u>14,375,620</u>	<u>589,521</u>
<b>Expenditures</b>				
General government	4,351,922	4,741,132	4,538,447	202,685
Public safety	4,209,891	4,322,207	4,008,152	314,055
Transportation	1,473,170	1,535,826	1,370,288	165,538
Environmental protection	397,926	397,926	379,922	18,004
Culture and recreation	1,830,992	1,911,477	1,822,390	89,087
Debt Service:				
Principal	1,132,944	1,574,681	1,574,681	-
Interest and other charges	638,206	116,412	75,573	40,839
<b>Total expenditures</b>	<u>14,035,051</u>	<u>14,599,661</u>	<u>13,769,453</u>	<u>830,208</u>
<b>Revenues over (under) expenditures</b>	<u>(605,052)</u>	<u>(813,562)</u>	<u>606,167</u>	<u>1,419,729</u>
<b>Other financing sources (uses):</b>				
Transfers from Other Funds:				
Capital Projects Fund	60,000	60,000	60,000	-
BRAAC	8,000	17,300	17,300	-
Transfers to Other Funds:				
Capital Projects Fund	(61,603)	(397,833)	(397,833)	-
Proceeds from debt issuance	534,775	622,015	518,700	(103,315)
Sales of capital assets	15,000	15,000	44,824	29,824
Appropriated fund balance	48,880	497,080	-	(497,080)
<b>Total other financing sources (uses)</b>	<u>605,052</u>	<u>813,562</u>	<u>242,991</u>	<u>(570,571)</u>
<b>Net Change in Fund Balance</b>	<u>\$ -</u>	<u>\$ -</u>	<u>849,158</u>	<u>\$ 849,158</u>
<b>Fund balance, beginning</b>			8,234,281	
Prior Period Adjustment - See Note VI			(202,741)	
<b>Total Fund balance, beginning restated</b>			<u>8,031,540</u>	
<b>Fund balance, ending</b>			<u>\$ 8,880,698</u>	



**TOWN OF BLOWING ROCK, NORTH CAROLINA**

## Statement of Net Position

## Proprietary Funds

June 30, 2024

	<b>Water and Sewer Fund</b>
<b>ASSETS</b>	
<b>Current assets:</b>	
Accounts Receivable, net	\$ 3,253,908
Prepaid expenses	88
Inventories	180,177
Restricted cash and cash equivalents	219,294
<b>Total current assets:</b>	<u>3,653,467</u>
<b>Noncurrent assets:</b>	
Capital Assets:	
Land and construction in progress	4,930,855
Other Capital Assets, net of Depreciation	13,819,151
<b>Total noncurrent assets:</b>	<u>18,750,006</u>
<b>Total Assets</b>	<u><u>22,403,473</u></u>
<b>DEFERRED OUTFLOWS OF RESOURCES</b>	
Pension deferrals	365,365
OPEB deferrals	420,943
<b>Total Deferred Outflows of Resources</b>	<u>786,308</u>
<b>LIABILITIES</b>	
<b>Current liabilities:</b>	
Accounts payable and accrued liabilities	217,040
Current portion of long-term debt	472,346
Net OPEB liability, current portion	48,500
Total OPEB liability, current portion	594
Net Pension liability, current portion	98,921
Accrued interest payable	44,080
Prepaid fees	9,232
Compensated absences current portion	18,183
Due to Other Funds	314,082
Liabilities payable from restricted assets:	
Customer deposits	219,294
<b>Total current liabilities</b>	<u>1,442,272</u>
<b>Noncurrent liabilities:</b>	
Due in more than one year	3,834,438
Compensated absences long-term portion	54,549
Net OPEB liability	1,006,373
Total OPEB liability	11,917
Net Pension liability	510,297
<b>Total noncurrent liabilities</b>	<u>5,417,574</u>
<b>Total Liabilities</b>	<u>6,859,846</u>
<b>DEFERRED INFLOWS OF RESOURCES</b>	
OPEB deferrals	283,810
Pension deferrals	5,096
<b>Total Deferred Inflows of Resources</b>	<u>288,906</u>
<b>NET POSITION</b>	
Net investment in capital assets	14,443,222
Unrestricted	1,597,807
<b>Total Net Position</b>	<u><u>\$ 16,041,029</u></u>

**TOWN OF BLOWING ROCK, NORTH CAROLINA**  
Statement of Revenues, Expenses, and Changes in Fund Net Position  
Proprietary Fund  
For the Year Ended June 30, 2024

	<b>Water and Sewer Fund</b>
<b>OPERATING REVENUES</b>	
Charges for services	\$ 2,272,188
Water and sewer taps	30,500
Other operating revenues	18,372
Total Operating Revenues	<u>2,321,060</u>
<b>OPERATING EXPENSES</b>	
Administration	520,107
Water and Sewer plant operations	880,875
Water and Sewer field operations	506,833
Depreciation	517,260
Total Operating Expenses	<u>2,425,075</u>
<b>OPERATING INCOME (LOSS)</b>	<u>(104,015)</u>
<b>NONOPERATING REVENUES (EXPENSES)</b>	
Investment earnings	103,350
Grants and contributions	2,756,031
Interest expense and other charges	(167,532)
Total Nonoperating Revenues (Expenses)	<u>2,691,849</u>
<b>Change in Net Position</b>	2,587,834
<b>Net Position:</b>	
<b>Beginning of year - July 1</b>	13,374,036
Prior Period Adjustments (See Note VI)	79,159
<b>Beginning of year - July 1, restated</b>	<u>13,453,195</u>
<b>End of year - June 30</b>	<u><u>\$ 16,041,029</u></u>

# TOWN OF BLOWING ROCK, NORTH CAROLINA

## Statement of Cash Flows Proprietary Funds For The Year Ended June 30, 2024

	<b>Water and Sewer Fund</b>
<b>Cash Flows from Operating Activities:</b>	
Cash Received from Customers	\$ (463,600)
Cash Paid for Goods and Services	(809,597)
Cash Paid to Employees	(971,471)
Net Cash Provided (Used) by Operating Activities	<u>(2,244,668)</u>
<b>Cash flows from Capital and Related Financing Activities:</b>	
Proceeds from issuance of installment debt	146,300
Principal repaid on long term debt	(466,517)
Interest and other charges	(154,692)
Capital Contributions	2,756,031
Acquisition and construction of capital assets	(3,073,170)
Net Cash Provided (Used) by Capital and Related Financing Activities	<u>(792,048)</u>
<b>Cash flows from Noncapital Financing Activities:</b>	
Interfund payable	<u>314,082</u>
<b>Cash Flows from Investing Activities</b>	
Interest and dividends	<u>103,350</u>
Net Increase (Decrease) in Cash and Cash Equivalents	(2,619,284)
<b>Cash and Cash Equivalents</b>	
Beginning of year - July 1	<u>2,838,578</u>
End of year - June 30	<u><u>\$ 219,294</u></u>
<b>Reconciliation of Operating Income (Loss) to Net Cash Provided (Used) by Operating Activities:</b>	
Operating Income (Loss)	\$ (104,015)
Depreciation	517,260
Changes in Assets, Deferred Outflows of Resources, and Liabilities:	
(Increase) Decrease in Accounts Receivables, Net	(2,787,784)
(Increase) Decrease in Prepaid Expenses	104
(Increase) Decrease in Inventories	21,120
(Increase) Decrease in Deferred Outflows of Resources for Pensions and OPEB	(181,451)
Increase (Decrease) in Pension Liability	140,212
Increase (Decrease) in OPEB Liability	238,195
Increase (Decrease) in Accounts Payable and Accrued Liabilities	(4,173)
Increase (Decrease) in Unearned Revenue	1,523
Increase (Decrease) in Customer Deposits	3,020
Increase (Decrease) in Compensated Absences	8,412
Increase (Decrease) in Deferred Inflows of Resources for OPEB and Pension	(97,091)
Total Changes in Assets, Deferred Outflows of Resources, and Liabilities	<u>(2,657,913)</u>
<b>Net cash provided (used) by operating activities</b>	<u><u>\$ (2,244,668)</u></u>

# TOWN OF BLOWING ROCK, NORTH CAROLINA

## Notes to the Financial Statements

June 30, 2024

---

### I. SUMMARY OF SIGNIFICANT ACCOUNTING POLICIES

The accounting policies of the Town of Blowing Rock, North Carolina, (the "Town") and its discretely presented component units conform to generally accepted accounting principles as applicable to governments. The following is a summary of the more significant accounting policies:

#### A. Reporting Entity

The Town of Blowing Rock (the "Town") is a municipal corporation that is governed by an elected mayor and a five-member Council. As required by generally accepted accounting principles, these financial statements present the Town and its component units, legally separate entities for which the Town is financially accountable. The discretely presented component units presented below are reported in a separate columns in the Town's financial statements in order to emphasize that they are legally separate from the Town.

##### **Town of Blowing Rock ABC Board**

The members of the ABC Board's governing board are appointed by the Town. In addition, the ABC Board is required by State statute to distribute its surpluses to the General Fund of the Town. The ABC Board, which has a June 30 year-end, is presented as if it were a proprietary fund (discrete presentation). Complete financial statements for the ABC Board may be obtained from the entity's administrative offices at the Town of Blowing Rock ABC Board, 7960 Valley Boulevard, Blowing Rock, North Carolina 28605.

##### **Town of Blowing Rock Tourism Development Authority (TDA)**

The members of the TDA Board's governing board are appointed by the Town. The TDA Board, which has a June 30 year-end, is presented as if it were a governmental fund (discrete presentation). The TDA, which provides a financial benefit to the Town, was established to receive the proceeds of room occupancy tax levied pursuant to Session Law 1987-171 and 2003-281. Complete financial statements for the TDA Board may be obtained from the entity's administrative offices at the Town of Blowing Rock TDA, P.O. Box 47, Blowing Rock, North Carolina 28605.

#### B. Basis of Presentation

*Government-Wide Statements.* The Statement of net position and the statement of activities display information about the primary government and its component units. These statements include the financial activities of the overall government. Eliminations have been made to minimize the double counting of internal activities. These statements distinguish between the *governmental* and *business-type activities* of the Town. Governmental activities generally are financed through taxes, intergovernmental revenues, and other non-exchange transactions. Business-type activities are financed in whole or in part by fees charged to external parties.

The statement of activities presents a comparison between direct expenses and program revenues for the different business-type activities of the Town and for each function of the Town's governmental activities. Direct expenses are those that are specifically associated with a program or function and, therefore, are clearly identifiable to a particular function. Indirect expense allocations that have been made in the funds have been reversed for the statement of activities. Program revenues include (a) fees and charges paid by the recipients of goods or services offered by the programs and (b) grants and contributions that are restricted to meeting the operational or capital requirements of a particular program. Revenues that are not classified as program revenues, including all taxes, are presented as general revenues.

## TOWN OF BLOWING ROCK, NORTH CAROLINA

### Notes to the Financial Statements

June 30, 2024

---

*Fund Financial Statements.* The fund financial statements provide information about the Town's funds. Separate statements for each fund category – *governmental and proprietary* – are presented. The town has no fiduciary funds to report. The emphasis of fund financial statements is on major governmental and enterprise funds, each displayed in a separate column. All remaining governmental and enterprise funds are aggregated and reported as non-major funds.

Proprietary fund operating revenues, such as charges for services, result from exchange transactions associated with the principal activity of the fund. Exchange transactions are those in which each party receives and gives up essentially equal values. Non-operating revenues, such as subsidies, result from non-exchange transactions. Other non-operating revenues are ancillary activities, such as investment earnings.

*The Town reports the following major governmental funds*

**General Fund** -The General Fund is the general operating fund of the Town. The General Fund accounts for all financial resources except those that are required to be accounted for in another fund. The primary revenue sources are ad valorem taxes, state grants, and various other taxes and licenses. The primary expenditures are for general government, sanitation services, and street maintenance and construction.

**Capital Projects Fund.** The Capital Projects Fund accounts for construction of various Town buildings, infrastructure, etc.

*The Town reports the following nonmajor governmental funds:*

**Blowing Rock Appearance Advisory Commission (BRAAC).** This fund is used to account for the activities of the Appearance Advisory Commission.

**American Rescue Plan.** This is a special revenue fund to account for federal funds received from the American Rescue Plan. These funds were provided to all local government entities to address the following areas affected by COVID-19: Mitigation efforts and medical expenses related to COVID-19; address negative economic impacts caused by the public health emergency, replace lost public sector revenue, provide premium pay for essential workers; and invest in water, sewer and broadband infrastructure.

*The Town reports the following major enterprise fund:*

**Water and Sewer Fund.** Enterprise funds account for those operations (a) that are financed and operated in a manner similar to private business enterprises where the intent of the governing body is that costs (expenses, including depreciation) of providing goods or services to the general public on a continuing basis be financed or recovered primarily through user charges or (b) where the governing body has decided that the periodical determination of revenues earned, expense incurred, and/or net income is appropriate for capital maintenance, public policy, management control, accountability, or other purposes. The Water and Sewer Fund is the only enterprise fund of the Town.

### C. Measurement Focus and Basis of Accounting

In accordance with North Carolina General Statutes, all funds of the Town are maintained during the year using the modified accrual basis of accounting.

## TOWN OF BLOWING ROCK, NORTH CAROLINA

### Notes to the Financial Statements

June 30, 2024

---

*Government-wide, Proprietary, and Fiduciary Fund Financial Statements* – The government-wide and proprietary fund financial statements are reported using the economic resources measurement focus. The government-wide and proprietary fund financial statements are reported using the accrual basis of accounting. Revenues are recorded when earned and expenses are recorded at the time liabilities are incurred, regardless of when the related cash flows take place. Non-exchange transactions, in which the Town gives (or receives) value without directly receiving (or giving) equal value in exchange, include property taxes, grants, and donations. On an accrual basis, revenue from property taxes is recognized in the fiscal year for which the taxes are levied. Revenue from grants and donations are recognized in the fiscal year in which all eligibility requirements have been satisfied.

Amounts reported as program revenues include 1) charges to customers or applicants for goods, services, or privileges provided; 2) operating grants and contributions; and 3) capital grants and contributions, including special assessments. Internally dedicated resources are reported as general revenues rather than as program revenues. Likewise, general revenues include all taxes.

Proprietary funds distinguish operating revenues and expenses from non-operating items. Operating revenues and expenses generally result from providing services and producing and delivering goods in connection with a proprietary fund's principal ongoing operations. The principal operating revenues of the Town's enterprise funds are charges to customers for sales and services. The Town also recognizes as operating revenue the portion of tap fees intended to recover the cost of connecting new customers to the system. Operating expenses for enterprise funds include the cost of sales and services, administrative expenses, and depreciation on capital assets. All revenues and expenses not meeting this definition are reported as non-operating revenues and expenses.

*Governmental Fund Financial Statements* – Governmental funds are reported using the current financial resources measurement focus and the modified accrual basis of accounting. Under this method, revenues are recognized when measurable and available. Expenditures are recorded when the related fund liability is incurred, except for principal and interest on general long-term debt, claims and judgments, and compensated absences, which are recognized as expenditures to the extent they have matured. General capital asset acquisitions are reported as expenditures in governmental funds. Proceeds of general long-term debt and acquisitions under capital leases are reported as other financing sources.

The Town considers all revenues available if they are collected within 60 days after year-end, except for property taxes. Ad valorem taxes receivable are not accrued as a revenue because the amount is not susceptible to accrual. At June 30, taxes receivable for property other than motor vehicles are materially past due and are not considered to be an available resource to finance the operations of the current year.

Also, as of September 1, 2013, state law altered the procedures for the assessment and collection of property taxes on registered motor vehicles in North Carolina. Effective with this change in the law, the State of North Carolina is responsible for billing and collecting the property taxes on registered motor vehicles on behalf of all municipalities and special tax districts. Property taxes are due when vehicles are registered. The billed taxes are applicable to the fiscal year in which they are received. Uncollected taxes that were billed in periods prior to September 1, 2013, and for limited registration plates are shown as a receivable in these financial statements and are offset by deferred inflows of resources.

Sales taxes collected and certain intergovernmental revenues, such as utilities franchise tax, collected and held by the state at year-end on behalf of the Town are recognized as revenue. Sales taxes are considered a shared revenue for the Town of Blowing Rock because the tax is levied by Watauga County and then remitted to and distributed by the state. Intergovernmental revenues and sales and services are not susceptible to accrual because generally they are not measurable until received in cash. All taxes, including those dedicated for specific purposes are reported as general revenues rather than program revenues.

## **TOWN OF BLOWING ROCK, NORTH CAROLINA**

### **Notes to the Financial Statements**

June 30, 2024

---

Under the terms of grant agreements, the Town funds certain programs by a combination of specific cost-reimbursement grants, categorical block grants, and general revenues. Thus, when program expenses are incurred, there are both restricted and unrestricted net position available to finance the program. It is the Town's policy to first apply cost-reimbursement grant resources to such programs, followed by categorical block grants, and then general revenues.

#### **D. Budgetary Data**

The Town's budgets are adopted as required by the North Carolina General Statutes. An annual budget is adopted for the General Fund, Special Revenue Funds, and the Water and Sewer Fund. All annual appropriations lapse at the fiscal year-end.

The enterprise fund projects are consolidated with the operating fund for reporting purposes. Expenditures may not legally exceed appropriations at the functional level for all annually budgeted funds and at the object level for the multi-year funds. Amendments are required for any revisions that alter total expenditures of any fund or that change functional appropriations by more than \$2,500. All amendments must be approved by the governing board. During the year, several amendments to the original budget were necessary. The budget ordinance must be adopted by July 1 of the fiscal year or the governing board must adopt an interim budget that covers that time until the annual ordinance can be adopted.

#### **E. Assets, Liabilities, Deferred Outflows/Inflows of Resources, and Fund Equity**

##### **Deposits and Investments**

All deposits of the Town, the ABC Board, and the TDA are made in board-designated official depositories and are secured as required by State law [G.S. 159-31]. The Town, the ABC Board and the TDA may designate, as an official depository, any bank or savings association whose principal office is located in North Carolina. Also, the Town, the ABC Board, and the TDA may establish time deposit accounts such as NOW and Super NOW accounts, money market accounts, and certificates of deposit.

NC State law [G.S. 159-30(c)] authorizes the Town, the ABC Board and the TDA to invest in obligations of the United States or obligations fully guaranteed both as to principal and interest by the United States, obligations of the State of North Carolina, bonds and notes of any North Carolina local government or public authority, obligations of certain non-guaranteed federal agencies, certain high quality issues of commercial paper and bankers' acceptances, and the North Carolina Capital Management Trust (NCCMT).

The Town's, the ABC Board's, and the TDA's investments are reported at fair value. The NCCMT-Government Portfolio, a SEC-registered (2a-7) money market mutual fund, is measured at fair value. Because the NCCMT Government Portfolio has a weighted average maturity of less than 90 days, it is presented as an investment with a maturity of less than 6 months.

##### **Cash and Cash Equivalents**

The Town pools money from several funds to facilitate disbursement and investment and to maximize investment income and considers all cash and investments to be cash and cash equivalents. The ABC Board and the TDA consider all highly liquid investments (including restricted assets) with a maturity of three months or less when purchased to be cash and cash equivalents.

## TOWN OF BLOWING ROCK, NORTH CAROLINA

### Notes to the Financial Statements

June 30, 2024

---

#### Restricted Assets

Customer deposits held by the Town before any services are supplied are restricted to the service for which the deposit was collected. Unexpended debt proceeds of the General Fund, Capital Project Fund and Water and Sewer Fund debt issued by the Town are classified as restricted assets for those funds because their use is completely restricted to the purpose for which bonds were originally issued. Unspent grant proceeds are also restricted for their intended purpose.

Restricted cash at June 30, 2024 consisted of the following:

Governmental Activities	
General Fund - unexpended debt proceeds	\$ 103,501
General Fund - Customer deposits	10,235
Capital project fund - unexpended debt proceeds	1,131,513
American Rescue Plan Fund	241,104
Total Governmental Activities	<u>1,486,353</u>
Business-type Activities	
Water and Sewer Fund - customer deposits	<u>219,294</u>
Total Business-Type Activities	<u>219,294</u>
Total restricted cash	<u>\$ 1,705,647</u>

#### Ad Valorem Taxes Receivable

In accordance with state law [G.S. 105-347 and G.S. 159-13(a)], the Town levies ad valorem taxes on property other than motor vehicles on July 1, the beginning of the fiscal year. The taxes are due on September 1 (lien date); however, penalties and interest do not accrue until the following January 6. These taxes are based on the assessed values as of January 1, 2023.

#### Allowance for Doubtful Accounts

All receivables that historically experience uncollectible accounts are shown net of an allowance for doubtful accounts. This amount is estimated by analyzing the percentage of receivables that were written off in prior years.

#### Inventories and Prepaid Items

The inventories of the City and the ABC Board are valued at cost (first-in, first-out), which approximates market. The City's General Fund inventory consists of expendable supplies that are recorded as expenditures as used rather than when purchased.

The inventories of the Town's enterprise funds and the ABC Board consist of materials and supplies held for subsequent use. The costs of these inventories are expensed when consumed rather than when purchased.

Certain payments to vendors reflect costs applicable to future accounting periods and are recorded as prepaid items in both government-wide and fund financial statements and expensed as the items are used.



## TOWN OF BLOWING ROCK, NORTH CAROLINA

### Notes to the Financial Statements

June 30, 2024

#### Capital Assets

Capital assets are defined by the Town as assets with an initial, individual cost greater than \$5,000 and an estimated useful life greater than two years. Such assets are recorded at historical cost or estimated historical cost if purchased or constructed. The cost of normal maintenance and repairs that do not add to the value of the asset or significantly extend the asset's life are not capitalized. The Town capitalizes interest costs which are incurred during the construction period of capital assets.

In conjunction with implementing GASB 34, "The New Reporting Model", the Town began capitalizing public domain ("infrastructure") capital assets consisting of roads, bridges, curbs and gutters, streets and sidewalks, drainage systems, and lighting systems as of July 1, 2003. Infrastructure assets exceeding the Town's capitalization threshold of \$5,000 will be reported as capital assets in the Statement of Net Position. Donated capital assets received prior to June 30, 2015 are recorded at their estimated fair value at the date of donation. Donated capital assets received after June 30, 2015 are recorded at acquisition value. All other purchased or constructed capital assets are reported at cost or estimated historical cost. General governmental infrastructure assets acquired prior to July 1, 2003, were not retroactively reported; therefore, the infrastructure capital assets in the Statement of Net Position only include assets purchased after July 1, 2003.

Capital assets are depreciated using the straight-line basis over the following estimated useful lives:

Asset Class	Estimated Useful Lives
Buildings and Improvements	50
Infrastructure	50
Furniture and Equipment	5-10
Vehicles	5
Computer Equipment	3

Property, plant and equipment of the ABC Board are depreciated over their useful lives on a straight-line basis as follows:

Asset Class	Estimated Useful Lives
Computer equipment	5
Building and improvements	20-25
Furniture and equipment	5-10

Capital assets of the TDA are depreciated over their useful lives on a straight-line basis as follows:

Asset Class	Estimated Useful Lives
Computer equipment	50
Building and improvements	10
Furniture and equipment	5

## **TOWN OF BLOWING ROCK, NORTH CAROLINA**

### **Notes to the Financial Statements**

June 30, 2024

---

#### **Compensated Absences**

The vacation policies of the Town provide for accumulation of thirty days earned vacation leave with such leave being fully vested when earned. The Town's government-wide and proprietary funds, an expense and a liability for compensated absences and salary-related payments are recorded as the leave is earned. The Town has a first-in, first-out method of using accumulated compensated time. The portion of that time that is estimated to be used in the next fiscal year has been designated as a current liability in the government-wide financial statements. The Town's sick leave policy provides of an unlimited accumulation of sick leave. Sick leave does not vest, but any unused sick leave accumulated at the time of retirement may be used in determination of length of service for retirement benefit purposes. Since the Town has no obligation for accumulated sick leave until it is actually taken no accrual for sick leave has been made. With the implementation of GASB No. 101, the Town will estimate what sick leave is "more likely than not to be paid or used" and recognize that portion as a liability for compensated absence and salary-related payments.

#### **Deferred outflows/inflows of resources**

In addition to assets, the Statement of Net Position will sometimes report a separate section for deferred outflows of resources. This separate financial statement element, Deferred Outflows of Resources, represents a consumption of net position that applies to a future period and so will not be recognized as an expense or expenditure until then. The Town has two items that meet this criterion, pension related deferrals and OPEB deferrals.

In addition to liabilities, the Statement of Net Position will sometimes report a separate section for deferred inflows of resources. This separate financial statement element, Deferred Inflows of Resources, represents an acquisition of net position that applies to a future period and so will not be recognized as revenue until then. The Town has four items that meets this criterion – property taxes receivable, prepaid taxes, OPEB deferrals and pension related deferrals.

#### **Long-Term Obligations**

In the government-wide financial statements and proprietary fund types in the fund financial statements, long-term debt and other long-term obligations are reported as liabilities in the applicable governmental activities, business-type activities, or proprietary fund type Statement of Net Position. Bond premiums and discounts are deferred and amortized over the life of the bonds using the straight-line method that approximates the effective interest method. Bonds payable are reported net of the applicable bond premiums or discount. Bond issuance cost, except for prepaid insurance costs, are expensed in the reporting period in which they are incurred. Prepaid insurance costs are expensed over the life of the debt.

In the fund financial statements, governmental fund types recognize bond premiums and discounts, as well as debt issuance costs, during the current period. The face amount of the debt is reported as other financing sources. Premiums received on debt issuances are reported as other financing sources, while discounts on debt issuances are reported as other financing uses. Issuance costs, whether or not withheld from the actual net proceeds received, are reported as debt service expenditures.

#### **Net Position/Fund Balances**

##### Net Position

Net position in government-wide and proprietary fund financial statements are classified as net invested in capital assets, restricted, and unrestricted. Restricted net position represent constraints on resources that are either a) externally imposed by creditors, grantors, contributors, or laws or regulations of other governments, or b) imposed by law through state statutes.

##### Fund Balances

In the governmental fund financial statements, fund balance is composed of five classifications designed to disclose the hierarchy of constraints placed on how fund balance can be spent.

## TOWN OF BLOWING ROCK, NORTH CAROLINA

### Notes to the Financial Statements

June 30, 2024

---

The governmental fund types classify fund balance as follows:

**Nonspendable Fund Balance** - This classification includes amounts that cannot be spent because they are either (a) not in spendable form or (b) legally or contractually required to be maintained intact.

**Restricted Fund Balance** - This classification includes revenue sources that are restricted to specific purposes externally imposed by creditors or imposed by law.

Restricted for Stabilization of State Statute - North Carolina G.S. 159-8 prohibits units of government from budgeting or spending a portion of their fund balance. This is one of several statutes enacted by the North Carolina State Legislature in the 1930's that were designed to improve and maintain the fiscal health of local government units. Restricted by State Statute (RSS), is calculated at the end of each fiscal year for all annually budgeted funds. The calculation in G.S. 159-8(a) provides a formula for determining what portion of fund balance is available for appropriation. The amount of fund balance not available for appropriation is what is known as "restricted by State statute". *Appropriated fund balance in any fund shall not exceed the sum of cash and investments minus the sum of liabilities, encumbrances, and deferred revenues arising from cash receipts, as those figures stand at the close of the fiscal year next preceding the budget.* Per GASB guidance, RSS is considered a resource upon which a restriction is "imposed by law through constitutional provisions or enabling legislation." RSS is reduced by inventories and prepaids as they are classified as nonspendable. Outstanding encumbrances are included within RSS. RSS is included as a component of Restricted Net Position and Restricted Fund Balance on the face of the balance sheet.

Restricted for Capital Items – portion of fund balance that has been restricted by revenue source for future capital expenditures.

Restricted fund balance on Exhibit 3 differs from restricted net position on Exhibit 1 by unspent debt proceeds less amounts payable from restricted assets of \$1,287,119.

**Committed Fund Balance** -This classification represents the portion of fund balance that can only be used for specific purposes imposed by majority vote by quorum of the Town's governing body (highest level of decision making authority, the Town Council). Any changes or removal of specific purpose restrictions requires majority action by the governing body. Once adopted, the limitation imposed by the ordinance remains in place until a similar action is taken (the adoption of another ordinance) to remove or revise the limitation.

**Assigned Fund Balance.** Assigned fund balance is the portion of fund balance that the Town has budgeted for specific purposes. The Town Council has the authority to assign fund balance.

Assigned for Beautification – portion of fund balance that has been budgeted by the Board for future expenditures of the Appearance Advisory Commission.

Subsequent Year's Expenditures – portion of fund balance that is appropriated in the next year's budget that is not already classified in restricted or committed. The governing body approves the appropriation; however, the budget ordinance authorizes the Budget Officer to reallocate appropriations within departments and to also execute interfund and interdepartmental transfers in emergency situations. Notification of all such transfers shall be made to the Town Council at the next meeting.

**Unassigned Fund Balance.** Unassigned fund balance represents the portion of fund balance that has not been assigned to another fund or is not restricted, committed, or assigned to specific purposes or other funds.

## TOWN OF BLOWING ROCK, NORTH CAROLINA

### Notes to the Financial Statements

June 30, 2024

The Town has a revenue spending policy that provides guidance for programs with multiple revenue sources. The Finance Officer will use resources in the following order: bond/debt proceeds, federal funds, state funds, local non-Town funds, and Town funds. For purposes of fund balance classification, expenditures are to be spent from restricted fund balance first, followed in-order by committed fund balance, assigned fund balance, and, lastly, unassigned fund balance. The Finance Officer has the authority to deviate from this policy if it is in the best interest of the Town or when required by grant or other contractual agreements.

The Town of Blowing Rock has fund balance goal for the General Fund which instructs management to conduct the business of the Town in such a manner that available fund balance is at least equal to or greater than 50% of expenditures. Any portion of the General Fund balance in excess of 50% of expenditures may be appropriated for one-time expenditures and may not be used for any purpose that would obligate the Town in a future budget.

The following schedule provides management and citizens with information on the portion of General Fund balance that is available for appropriation.

Total fund balance - General fund	\$ 8,880,698
Less:	
Non-spendable - inventory	2,700
Non-spendable - prepaid expenses	4,984
Restricted, all other	103,501
Stabilization by state statute	2,349,741
Available fund balance	<u>\$ 6,419,772</u>

#### Interfund Transactions

Interfund services provided are accounted for as revenues or expenses in the government- wide financial statements since they would be treated as such if they involved organizations external to the Town. Transactions that constitute reimbursements to a fund or expenditures/expenses initially made from it that are properly applicable to another fund are recorded as expenditures/expenses in the reimbursing fund and as reductions of expenditures/expenses in the fund that is reimbursed. All other interfund transactions are reported as transfers.

#### Use of Estimates

The preparation of financial statements, in conformity with generally accepted accounting principles, requires management to make estimates and assumptions that affect certain reported amounts and disclosures. Accordingly, actual results could differ from those estimates. Significant areas where estimates made are: allowance for doubtful accounts and depreciation lives.

#### Defined Benefit Cost-Sharing Plans

For purposes of measuring the net pension asset, deferred outflows of resources and deferred inflows of resources related to pensions, and pension expense, information about the fiduciary net position of the Local Governmental Employees' Retirement System (LGERS) and additions to/deductions from LGERS' fiduciary net position have been determined on the same basis as they are reported by LGERS. For this purpose, plan member contributions are recognized in the period in which the contributions are due. The Town's employer contributions are recognized when due, and the Town has a legal requirement to provide the contributions. Benefits and refunds are recognized when due and payable in accordance with the terms of LGERS. Investments are reported at fair value.

## TOWN OF BLOWING ROCK, NORTH CAROLINA

### Notes to the Financial Statements

June 30, 2024

## II. STEWARDSHIP, COMPLIANCE, AND ACCOUNTABILITY

None noted.

## III. DETAIL NOTES ON ALL FUNDS

### A. Assets

#### Deposits

All the deposits of the Town, the ABC Board, and TDA are either insured or collateralized by using one of two methods. Under the Dedicated Method, all deposits exceeding the federal depository insurance coverage level are collateralized with securities held by the Town's or TDA's agents in the units' name. Under the Pooling Method, which is a collateral pool, all uninsured deposits are collateralized with securities held by the State Treasurer's agent in the name of the State Treasurer. Since the State Treasurer is acting in a fiduciary capacity for the Town, the ABC Board and TDA, these deposits are considered to be held by the Town's and TDA's agents in their names. The amount of the pledged collateral is based on an approved averaging method for non-interest-bearing deposits and the actual current balance for interest-bearing deposits. Depositories using the Pooling Method report to the State Treasurer the adequacy of their pooled collateral covering uninsured deposits. The State Treasurer does not confirm this information with the Town, the ABC Board, and TDA or with the escrow agent. Because of the inability to measure the exact amount of collateral pledged for the Town, the ABC Board and TDA under the Pooling Method, the potential exists for under collateralization, and this risk may increase in periods of high cash flows. However, the State Treasurer of North Carolina enforces strict standards of financial stability for each depository that collateralizes public deposits under the Pooling Method. The Town, the ABC Board, and TDA has no policy regarding custodial credit risk for deposits but relies on the State Treasurer to enforce standards of minimum capitalization for all pooling method financial institutions and to monitor them for compliance. The Town, the ABC Board and TDA complies with the provisions of G.S. 159-31 when designating official depositories and verifying that deposits are properly secured.

At June 30, 2024, the Town's deposits had a carrying amount of \$3,567,034, and a bank balance of \$3,829,982. Of the bank balance, \$490,242 was covered by FDIC, and the remainder was covered by collateral under the Pooling Method. The carrying amount of deposits for the ABC Board was \$622,900 and the bank balance was \$636,908. \$250,000 of the bank balance was covered by federal depository insurance and the remainder under the pooling method. The carrying amount of deposits for the Authority was \$2,117,003, and the bank balance was \$2,140,505. Of the bank balance, \$250,000 was covered by federal depository insurance and the remainder was covered by collateral held under the pooling method. At June 30, 2024, the Town's petty cash fund totaled \$500.

#### Investments

As of June 30, 2024, the Town had the following investments and maturities:

Investment Type	Valuation Measurement	Book Value at		Rating
	Method	6/30/2024	Maturity	
Nccmt- Government Portfolio	Fair Value - Level 1	\$ 5,489,004	N/A	AAAm

At June 30, 2024, the TDA had \$25,000 invested with the North Carolina Capital Management Trust's Government Portfolio. The ABC Board had \$170,575 invested with the NC Capital Management Trust's Government Portfolio. The NCCMT Government Portfolio carried a credit rating of AAAm with Standard & Poor's and AAA-mf with Moody's Investor Service. The Town, the ABC Board and the Authority have no policy regarding credit risk.

## TOWN OF BLOWING ROCK, NORTH CAROLINA

### Notes to the Financial Statements

June 30, 2024

All investments are measured using the market approach; using prices and other relevant information generated by market transactions involving identical or comparable assets or a group of assets.

Level of Fair Value Hierarchy: Level 1: Debt securities valued using directly observable, quoted prices (unadjusted) in active markets for identical assets.

Interest Rate Risk. The Town has no formal investment policy regarding interest rate risk. The Town does not have a formal investment policy. However, the Town's internal management policy requires purchases of securities to be laddered with staggered maturity dates and limits all securities to a final maturity of no more than two years.

Credit Risk. The Town has no formal policy regarding credit risk, but has internal management procedures that limits the Town's investments to the provisions of G.S. 159-30 and restricts the purchase of securities to the highest possible ratings whenever particular types of securities are rated. The Town's investment in the NC Capital Management Trust Government Portfolio carried a credit rating of AAAM by Standard & Poor's and AAA-mf by Moody's Investors Service as of June 30, 2024.

#### Receivables - Allowances for Doubtful Accounts

The amounts presented in the Balance Sheet and the Statement of Net Position for the year ended June 30, 2024 are net of the following allowances for doubtful accounts:

	<u>Allowance</u>
<b>Governmental Activities:</b>	
Taxes receivable	\$ 20,060
Accounts receivable	9,764
Total governmental activities	<u>\$ 29,824</u>
<b>Business-type Activities:</b>	
Accounts Receivable	\$ 117,881
Total business-type activities	<u>\$ 117,881</u>

Due from other governments that is owed to the Town consist of:

<b>Governmental Activities:</b>	
Local option sales tax	\$ 877,541
Sales tax refund receivable	98,233
Total governmental activities	<u>\$ 975,774</u>

# TOWN OF BLOWING ROCK, NORTH CAROLINA

## Notes to the Financial Statements

June 30, 2024

### Capital Assets

#### Governmental Capital Assets

The capital assets of the government fund of the Town at June 30, 2024, were as follows:

	Beginning Balances June 30, 2023	Additions	Retirements	Ending Balances June 30, 2024
<b><u>Governmental Activities</u></b>				
<b>Capital assets not being depreciated:</b>				
Land	\$ 4,328,830	\$ -	\$ -	\$ 4,328,830
Construction in Progress	4,589,183	1,523,906	(1,461,563)	4,651,526
Total capital assets not being depreciated	<u>8,918,013</u>	<u>1,523,906</u>	<u>(1,461,563)</u>	<u>8,980,356</u>
<b>Capital Assets being depreciated:</b>				
Buildings & Improvements	9,196,103	1,248,238	-	10,444,341
Equipment	3,790,239	210,457	(63,090)	3,937,606
Vehicles	2,805,934	335,248	(314,504)	2,826,678
Computers	555,048	-	-	555,048
Infrastructure	14,692,458	378,425	(9,944)	15,060,939
Total capital assets being depreciated	<u>31,039,782</u>	<u>2,172,368</u>	<u>(387,538)</u>	<u>32,824,612</u>
<b>Less accumulated depreciation for:</b>				
Buildings & Improvements	2,795,405	209,181	-	3,004,586
Equipment	3,136,841	129,150	(33,489)	3,232,502
Vehicles	2,359,429	202,093	(286,817)	2,274,705
Computers	497,841	13,741	-	511,582
Infrastructure	2,284,625	302,134	-	2,586,759
Total accumulated depreciation	<u>11,074,141</u>	<u>856,299</u>	<u>(320,306)</u>	<u>11,610,134</u>
Total capital assets being depreciated, net	<u>19,965,641</u>	<u>\$ 1,316,069</u>	<u>\$ (67,232)</u>	<u>21,214,478</u>
<b>Governmental activities capital assets, net</b>	<u><u>\$ 28,883,654</u></u>			<u><u>\$ 30,194,834</u></u>

Depreciation expense was charged to functions of the primary government as follows:

<b>Governmental activities:</b>	<u>Depreciation</u>
General government	\$ 106,005
Public Safety	266,733
Transportation	376,493
Environmental protection	7,779
Cultural recreation	99,289
Total depreciation expense:	<u><u>\$ 856,299</u></u>

# TOWN OF BLOWING ROCK, NORTH CAROLINA

## Notes to the Financial Statements

June 30, 2024

	Beginning Balances June 30, 2023	Additions	Retirements	Ending Balances June 30, 2024
<b><u>Water and Sewer Capital Assets</u></b>				
<b>Capital assets not being depreciated:</b>				
Land	\$ 100,504	\$ -	\$ -	\$ 100,504
Construction in Progress	1,688,973	3,141,378	-	4,830,351
Total capital assets not being depreciated	1,789,477	3,141,378	-	4,930,855
<b>Capital assets being depreciated:</b>				
Plant	24,121,232	35,996	-	24,157,228
Equipment	2,100,068	74,430	-	2,174,498
Total capital assets being depreciated	26,221,300	110,426	-	26,331,726
<b>Less accumulated depreciation for:</b>				
Plant	10,327,019	424,456	-	10,751,475
Equipment	1,668,296	92,804	-	1,761,100
Total accumulated depreciation	11,995,315	517,260	-	12,512,575
Total capital assets being depreciated, net	14,225,985	\$ (406,834)	\$ -	13,819,151
<b>Water and Sewer Fund Capital assets, net</b>	<b><u>\$ 16,015,462</u></b>			<b><u>\$ 18,750,006</u></b>

### Construction Commitments

The Town has active construction projects as of June 30, 2024. At year-end, the Town's commitments with contractors are as follows:

<u>Project</u>	<u>Spent to Date</u>	<u>Remaining Commitment</u>	<u>Total Contract</u>
Main St. Water/Sewer Line Replacements	3,120,288	1,679,712	4,800,000
AMI Meter Project	1,096,089	103,911	1,200,000

### Discretely Presented Component Units

Activity for the TDA for the year ended June 30, 2024, was as follows:

At June 30, 2024, the Authority's capital assets consisted of furniture and equipment totaling \$123,427, being depreciated over ten years, and had accumulated depreciation of \$88,330. Depreciation expense for the current year was \$10,773. Right to use assets, net of accumulated amortization, totaled \$112,479.



# TOWN OF BLOWING ROCK, NORTH CAROLINA

## Notes to the Financial Statements

June 30, 2024

Activity for the ABC Board for the year ended June 30, 2024, was as follows:

	Beginning Balances June 30, 2023	Additions	Retirements	Ending Balances June 30, 2024
<b><u>ABC Board</u></b>				
<b>Capital assets not being depreciated:</b>				
Land	\$ 96,275	\$ -	\$ -	\$ 96,275
Total capital assets not being depreciated	<u>96,275</u>	<u>-</u>	<u>-</u>	<u>96,275</u>
<b>Capital assets being depreciated:</b>				
Buildings and improvements	306,063	-	-	306,063
Furniture and equipment	60,361	-	-	60,361
Computer and furniture	56,009	19,016	-	75,025
Total capital assets being depreciated	<u>422,433</u>	<u>19,016</u>	<u>-</u>	<u>441,449</u>
<b>Less accumulated depreciation for:</b>				
Buildings and improvements	188,409	6,214	-	194,623
Furniture and equipment	60,254	-	-	60,254
Computer and furniture	54,360	317	-	54,677
Total accumulated depreciation	<u>303,023</u>	<u>6,531</u>	<u>-</u>	<u>309,554</u>
Total capital assets being depreciated, net	<u>119,410</u>	<u>\$ 12,485</u>	<u>\$ -</u>	<u>131,895</u>
<b>ABC Board Capital assets, net</b>	<u><u>\$ 215,685</u></u>			<u><u>\$ 228,170</u></u>

### Net Investment in Capital Assets

The total net investment in capital assets at June 30, 2024, is composed of the following elements:

	Governmental Activities	Business- Type Activities
Capital Assets	\$ 30,194,834	\$ 18,750,006
Long-term debt	(10,349,881)	(4,306,784)
Unexpended Debt proceeds	1,235,014	-
Net investment in capital assets:	<u><u>\$ 21,079,967</u></u>	<u><u>\$ 14,443,222</u></u>

### B. Liabilities

Accounts payable and accrued liabilities are composed of the following amounts at June 30, 2024:

	Vendors	Salaries and Benefits	Total
<b>Governmental Activities</b>	<u><u>\$ 681,964</u></u>	<u><u>\$ 99,042</u></u>	<u><u>\$ 781,006</u></u>
<b>Business- Type Activities:</b>			
Water and Sewer	<u><u>\$ 196,386</u></u>	<u><u>\$ 20,655</u></u>	<u><u>\$ 217,041</u></u>

## TOWN OF BLOWING ROCK, NORTH CAROLINA

### Notes to the Financial Statements

June 30, 2024

---

#### Pension Plan Obligations

##### Local Governmental Employees' Retirement System of North Carolina

*Plan Description.* The Town of Blowing Rock is a participating employer in the statewide Local Governmental Employees' Retirement System (LGERS), a cost-sharing, multiple-employer defined benefit pension plan administered by the State of North Carolina. LGERS membership is comprised of general employees and local law enforcement officers (LEOs) of participating local governmental entities. Article 3 of G.S. Chapter 128 assigns the authority to establish and amend benefit provisions to the North Carolina General Assembly. Management of the plan is vested in the LGERS Board of Trustees, which consists of 13 members – nine appointed by the Governor, one appointed by the State Senate, one appointed by the State House of Representatives, and the State Treasurer and State Superintendent, who serve as ex-officio members. The Local Governmental Employees' Retirement System is included in the Annual Comprehensive Financial Report for the State of North Carolina. The State's Annual Comprehensive Financial Report includes financial statements and required supplementary information for LGERS. That report may be obtained by writing to the Office of the State Controller, 1410 Mail Service Center, Raleigh, North Carolina 27699-1410, by calling (919) 981-5454, or at [www.osc.nc.gov](http://www.osc.nc.gov).

*Benefits Provided.* LGERS provides retirement and survivor benefits. Retirement benefits are determined as 1.85% of the member's average final compensation times the member's years of creditable service. A member's average final compensation is calculated as the average of a member's four highest consecutive years of compensation. Plan members are eligible to retire with full retirement benefits at age 65 with five years of creditable service, at age 60 with 25 years of creditable service, or at any age with 30 years of creditable service. Plan members are eligible to retire with partial retirement benefits at age 50 with 20 years of creditable service or at age 60 with five years of creditable service (age 55 for firefighters). Survivor benefits are available to eligible beneficiaries of members who die while in active service or within 180 days of their last day of service and who have either completed 20 years of creditable service regardless of age (15 years of creditable service for firefighters and rescue squad members who are killed in the line of duty) or have completed five years of service and have reached age 60. Eligible beneficiaries may elect to receive a monthly Survivor's Alternate Benefit for life or a return of the member's contributions. The plan does not provide for automatic post-retirement benefit increases. Increases are contingent upon actuarial gains of the plan.

LGERS plan members who are LEOs are eligible to retire with full retirement benefits at age 55 with five years of creditable service as an officer, or at any age with 30 years of creditable service. LEO plan members are eligible to retire with partial retirement benefits at age 50 with 15 years of creditable service as an officer. Survivor benefits are available to eligible beneficiaries of LEO members who die while in active service or within 180 days of their last day of service and who also have either completed 20 years of creditable service regardless of age, or have completed 15 years of service as a LEO and have reached age 50, or have completed five years of creditable service as a LEO and have reached age 55, or have completed 15 years of creditable service as a LEO if killed in the line of duty. Eligible beneficiaries may elect to receive a monthly Survivor's Alternate Benefit for life or a return of the member's contributions.

*Contributions.* Contribution provisions are established by General Statute 128-30 and may be amended only by the North Carolina General Assembly. The Town of Blowing Rock employees are required to contribute 6% of their compensation. Employer contributions are actuarially determined and set annually by the LGERS Board of Trustees. The Town of Blowing Rock' contractually required contribution rate for the year ended June 30, 2024, was 14.04% of compensation for law enforcement officers and 12.88% for general employees and firefighters, actuarially determined as an amount that, when combined with employee contributions, is expected to finance the costs of benefits earned by employees during the year. Contributions to the pension plan from the Town of Blowing Rock were \$618,258 for the year ended June 30, 2024.

## TOWN OF BLOWING ROCK, NORTH CAROLINA

### Notes to the Financial Statements

June 30, 2024

*Refunds of Contributions.* Town employees who have terminated service as a contributing member of LGERS, may file an application for a refund of their contributions. By state law, refunds to members with at least five years of service include 4% interest. State law requires a 60-day waiting period after service termination before the refund may be paid. The acceptance of a refund payment cancels the individual's right to employer contributions or any other benefit provided by LGERS.

#### ***Pension Liabilities, Pension Expense, and Deferred Outflows of Resources and Deferred Inflows of Resources Related to Pensions***

At June 30, 2024, the Town reported a liability of \$3,807,613 for its proportionate share of the net pension liability. The net pension liability was measured as of June 30, 2023. The total pension liability used to calculate the net pension liability was determined by an actuarial valuation as of December 31, 2022. The total pension liability was then rolled forward to the measurement date of June 30, 2023 utilizing update procedures incorporating the actuarial assumptions. The Town's proportion of the net pension liability was based on a projection of the Town's long-term share of future payroll covered by the pension plan, relative to the projected future payroll covered by the pension plan of all participating LGERS employers, actuarially determined. At June 30, 2023 (measurement date), the Town's proportion was 0.05749%, which was an increase of .005530% from its proportion measured as of June 30, 2022.

For the year ended June 30, 2024, the Town recognized pension expense of \$1,087,946. At June 30, 2024, the Town reported deferred outflows of resources and deferred inflows of resources related to pensions from the following sources:

	<b>Deferred Outflows of Resources</b>	<b>Deferred Inflows of Resources</b>
Differences between expected and actual experience	\$ 424,281	\$ 9,134
Changes of assumptions	161,802	-
Net difference between projected and actual earnings on pension plan investments	1,019,084	-
Changes in proportion and differences between Town contributions and proportionate share of contributions	60,107	22,718
Town contributions subsequent to the measurement date	618,258	-
Total:	<u>\$ 2,283,532</u>	<u>\$ 31,852</u>

\$618,258 reported as deferred outflows of resources related to pensions resulting from Town contributions subsequent to the measurement date will be recognized as a decrease of the net pension liability in the year ending June 30, 2024. Other amounts reported as deferred inflows or outflows of resources related to pensions will be recognized in pension expense as follows:

<b>Year ended June 30:</b>	
2025	\$ 591,789
2026	298,580
2027	699,960
2028	43,093
Thereafter	-
	<u>\$ 1,633,422</u>

## TOWN OF BLOWING ROCK, NORTH CAROLINA

### Notes to the Financial Statements

June 30, 2024

*Actuarial Assumptions.* The total pension liability in the December 31, 2023 actuarial valuation was determined using the following actuarial assumptions, applied to all periods included in the measurement:

Inflation	3.0 percent
Salary Increases	3.50 to 8.10 percent, which includes inflation and productivity factor
Investment rate of return	7.00 percent, net of pension plan investment expense, including inflation

The plan currently uses mortality tables that vary by age, gender, employee group (i.e. general, law enforcement officer), and health status (i.e. disabled and healthy). The current mortality rates are based on published tables and based on studies that cover significant portions of the U.S. population. The healthy mortality rates also contain a provision to reflect future mortality improvements.

The actuarial assumptions used in the December 31, 2022 valuation, with the exception of the discount rate, were based on the results of an actuarial experience study for the period January 1, 2011 through December 31, 2015.

Future ad hoc COLA amounts are not considered to be substantively automatic and are therefore not included in the measurement.

The projected long-term investment returns and inflation assumptions are developed through review of current and historical capital markets data, sell-side investment research, consultant whitepapers, and historical performance of investment strategies. Fixed income return projections reflect current yields across the U.S. Treasury yield curve and market expectations of forward yields projected and interpolated for multiple tenors and over multiple year horizons. Global public equity return projections are established through analysis of the equity risk premium and the fixed income return projections. Other asset categories and strategies' return projections reflect the foregoing and historical data analysis. These projections are combined to produce the long-term expected rate of return by weighting the expected future real rates of return by the target asset allocation percentage and by adding expected inflation. The target allocation and best estimates of arithmetic real rates of return for each major asset class as of June 30, 2024 are summarized in the following table:

<b>Asset Class</b>	<b>Target Allocation</b>	<b>Long-Term Expected Real Rate of Return</b>
Fixed Income	33.0%	2.4%
Global Equity	38.0%	6.9%
Real Estate	8.0%	6.0%
Alternatives	8.0%	8.6%
Credit	7.0%	5.3%
Inflation Protection	6.0%	4.3%
Total	100.0%	

The information above is based on 30-year expectations developed with an investment consulting firm's 2024 long term capital market assumptions. The long-term nominal rates of return underlying the real rates of return are arithmetic annualized figures. The real rates of return are calculated from nominal rates by multiplicatively subtracting a long-term inflation assumption of 2.38%. All rates of return and inflation are annualized figures. Source data provided in the 2023 Annual Comprehensive Financial Report published on website of the NC Office of State Controller.

*Discount rate.* The discount rate used to measure the total pension liability was 7.00%. The projection of cash flows used to determine the discount rate assumed that contributions from plan members will be made at the current contribution rate and that contributions from employers will be made at statutorily required rates, actuarially determined. Based on these assumptions, the pension plan's fiduciary net position was projected to be available to make all projected future benefit payments of the current plan members. Therefore, the long-term expected rate of return on pension plan investments was applied to all periods of projected benefit payments to determine the total pension liability.

## TOWN OF BLOWING ROCK, NORTH CAROLINA

### Notes to the Financial Statements

June 30, 2024

Sensitivity of the Town's proportionate share of the net pension asset to changes in the discount rate. The following presents the Town's proportionate share of the net pension asset calculated using the discount rate of 7.00 percent, as well as what the Town's proportionate share of the net pension asset or net pension liability would be if it were calculated using a discount rate that is one percentage point lower (6.00 percent) or one percentage point higher (8.00 percent) than the current rate:

	<b>1% Decrease (6.00%)</b>	<b>Discount Rate (7.00%)</b>	<b>1% Increase (8.00%)</b>
Town's proportionate share of the net pension liability (asset)	\$ 6,596,539	\$ 3,807,613	\$ 1,511,507

Pension plan fiduciary net position. Detailed information about the pension plan's fiduciary net position is available in the separately issued Annual Comprehensive Financial Report for the State of North Carolina.

#### Law Enforcement Officers' Special Separation Allowance

##### Plan Description

The Town of Blowing Rock administers a public employee retirement system (the Separation Allowance), a single-employer defined benefit pension plan that provides retirement benefits to the Town's qualified sworn law enforcement officers under the age of 62 who have completed at least 30 years of creditable service or have attained 55 years of age and have completed five or more years of creditable service. The Separation Allowance is equal to 0.85 percent of the annual equivalent of the base rate of compensation most recently applicable to the officer for each year of creditable service. The retirement benefits are not subject to any increases in salary or retirement allowances that may be authorized by the General Assembly. Article 12D of G.S. Chapter 143 assigns the authority to establish and amend benefit provisions to the North Carolina General Assembly. A separate report was not issued for the plan.

All full-time Town law enforcement officers are covered by the Separation Allowance. At December 31, 2022, the Separation Allowance's membership consisted of:

Inactive members currently receiving benefits	2
Active plan members	15
Total	<u>17</u>

##### Summary of Significant Accounting Policies:

*Basis of Accounting.* The Town has chosen to fund the Separation Allowance on a pay-as-you-go basis. Pension expenditures are made from the General Fund, which is maintained on the modified accrual basis of accounting. Benefits are recognized when due and payable in accordance with the terms of the plan.

The Separation Allowance has no assets accumulated in a trust that meets the criteria which are outlined in GASB Statement 73.

## TOWN OF BLOWING ROCK, NORTH CAROLINA

### Notes to the Financial Statements

June 30, 2024

#### Actuarial Assumptions

The entry age normal actuarial cost method was used in the December 31, 2023 valuation. The total pension liability in the December 31, 2023, actuarial valuation was determined using the following actuarial assumptions, applied to all periods included

Inflation	2.5 percent
Salary increases	3.50 to 8.10 percent, including inflation and productivity factor
Discount rate	2.98 percent

The discount rate is based on the yield of the S&P Municipal Bond 20 Year High Grade Rate Index as of December 31, 2023.

Mortality rates are based on the RP-2000 mortality tables with adjustments for mortality improvements based on scale AA.

#### Contributions

The Town is required by Article 12D of G.S. Chapter 143 to provide these retirement benefits and has chosen to fund the amounts necessary to cover the benefits earned on a pay as you go basis through appropriations made in the General Fund operating budget. There were no contributions made by employees. The Town's obligation to contribute to this plan is established and may be amended by the North Carolina General Assembly.

Administration costs of the Separation Allowance are financed through investment earnings. The Town paid \$36,240 as benefits came due for the reporting period.

#### Pension Liabilities, Pension Expense, and Deferred Outflows of Resources and Deferred Inflows of Resources Related to Pensions

At June 30, 2024, the Town reported a total pension liability of \$418,298. The total pension liability was measured as of December 31, 2023 based on a December 31, 2022 actuarial valuation. The total pension liability was then rolled forward to the measurement date of December 31, 2023 utilizing update procedures incorporating the actuarial assumptions. For the year ended June 30, 2024, the Town recognized pension expense of \$40,990.

	Deferred Outflows of Resources	Deferred Inflows of Resources
Differences between expected and actual experience	\$ 67,401	\$ 159
Changes of assumptions	32,874	43,069
Town benefit payments and plan administrative expense made subsequent to the measurement date	20,647	-
Total	<u>\$ 120,922</u>	<u>\$ 43,228</u>

## TOWN OF BLOWING ROCK, NORTH CAROLINA

### Notes to the Financial Statements

June 30, 2024

\$20,647 reported as deferred outflows of resources related to pensions resulting from benefit payments made and administrative expenses incurred subsequent to the measurement date will be recognized as a decrease of the total pension liability in the year ending June 30, 2024. Other amounts reported as deferred inflows and outflows of resources related to pensions will be recognized in pension expense as follows:

**Year ended June 30:**

2025	\$	24,343
2026		16,806
2027		6,454
2028		(733)
2029		8,132
Thereafter		2,045

*Sensitivity of the Town's Total Pension Liability to Changes in the Discount Rate.* The following presents the Town's total pension liability calculated using the discount rate of 4.00%, as well as what the Town's total pension liability would be if it were calculated using a discount rate that is 1-percentage-point lower (3.00%) or 1-percentage-point higher (5.00%) than the current rate:

	<b>1% Decrease (3.00%)</b>	<b>Discount Rate (4.00%)</b>	<b>1% Increase (5.00%)</b>
Total pension liability:	\$ 451,990	\$ 418,298	\$ 387,653

**Schedule of Changes in Total Pension Liability  
Law Enforcement Officers' Special Separation Allowance**

Beginning Balance	\$ 365,004
Service Cost	21,508
Interest on the total pension liability	14,951
Differences between expected and actual experience in the measurement of the total pension liability	-
Changes in assumptions of other inputs	9,049
Benefit payments	(36,240)
Ending balance of the total pension liability	<u>\$ 418,298</u>

The plan currently uses mortality tables that vary by age, and health status (i.e. disabled and healthy). The current mortality rates are based on published tables and based on studies that cover significant portions of the U.S. population. The healthy mortality rates also contain a provision to reflect future mortality improvements.

The actuarial assumptions used in the December 31, 2023 valuation was based on the results of an actuarial experience study for the period January 1, 2011, through December 31, 2015.

## TOWN OF BLOWING ROCK, NORTH CAROLINA

### Notes to the Financial Statements

June 30, 2024

---

#### ***Total Expense, Liabilities, and Deferred Outflows and Inflows of Resources of Related to Pensions***

Following is information related to the proportionate share and pension expense for all pension plans:

	<u><b>LGERS</b></u>	<u><b>LEOSSA</b></u>	<u><b>Total</b></u>
Pension Expense	\$ 1,087,946	\$ 40,990	\$ 1,128,936
Pension Liability	3,807,613	418,298	4,225,911
Proportionate share of the net pension liability	0.05749%	n/a	
Deferred of Outflows of Resources			
Differences between expected and actual experience	424,281	67,401	491,682
Changes of assumptions	161,802	32,874	194,676
Changes in proportion and differences between contributions and proportionate share of contributions	60,107	-	60,107
Benefit payments and administrative costs paid subsequent to the measurement	618,258	20,647	638,905
Deferred of Inflows of Resources			
Differences between expected and actual experience	9,134	159	9,293
Changes of assumptions	-	43,069	43,069
Net difference between projected and actual earnings on plan investments	-	-	-
Changes in proportion and differences between contributions and proportionate share of contributions	22,718	-	22,718

#### **Supplemental Retirement Income Plan for Law Enforcement Officers**

*Plan Description.* The Town contributes to the Supplemental Retirement Income Plan (Plan), a defined contribution pension plan administered by the Department of State Treasurer and a Board of Trustees. The Plan provides retirement benefits to law enforcement officers employed by the Town. Article 5 of G.S. Chapter 135 assigns the authority to establish and amend benefit provisions to the North Carolina General Assembly. The Supplemental Retirement Income Plan for Law Enforcement Officers is included in the Annual Comprehensive Financial Report for the State of North Carolina. The State's Annual Comprehensive Financial Report includes the pension trust fund financial statements for the Internal Revenue Code Section 401(k) plan that includes the Supplemental Retirement Income Plan for Law Enforcement Officers. That report may be obtained by writing to the Office of the State Controller, 1410 Mail Service Center, Raleigh, North Carolina 27699-1410, or by calling (919) 981-5454.

*Funding Policy* - Article 12E of G.S. Chapter 143 requires the Town to contribute an amount equal to five percent of each general employee and five percent of each officer's salary, and all amounts are vested immediately. Also, employees may make voluntary contributions to the plan. Contributions for the year ended June 30, 2024 for general employees and law enforcement officers, respectively, were \$246,632 and \$53,437, which consisted of \$181,553 from the Town and \$65,079 from general employees and \$42,033 from the Town and \$11,404 from the law enforcement officers. No amounts were forfeited.



## TOWN OF BLOWING ROCK, NORTH CAROLINA

### Notes to the Financial Statements

June 30, 2024

---

#### Other Post-Employment Benefits

##### Healthcare Benefits

##### Medical Insurance Benefits

*Plan Description.* The Retiree Health Benefit Fund (RHBF) has been established as a fund to provide health benefits to retired and disabled employees and their applicable beneficiaries. The RHBF is established by General Statute 135-7, Article 1. It is a cost-sharing, multiple employer, defined benefit healthcare plan, exclusively for the benefit of former employees of the State, the University of North Carolina System, and community colleges. In addition, LEAs, charter schools and some select local governments also participate.

Management of the plan is vested in the State Health Plan Board of Trustees, which consists of 13 members – eight appointed by the Governor, one appointed by the State Senate, one appointed by the State House of Representatives, and the State Treasurer, the State Superintendent and the Director of the Office of State Human Resources, who serve as ex-officio members. The RHBF is supported by a percent of payroll contribution from participating employing units. Each year the percentage is set in legislation, as are the maximum per retiree contributions from RHBF to the State Health Plan. The State Treasurer, with the approval of the State Health Plan Board of Trustees, then sets the employer contributions (subject to the legislative cap) and the premiums to be paid by retirees, as well as the health benefits to be provided from the State Health Plan.

The financial statements and other required disclosures for the plan are presented in the State of North Carolina's Annual Comprehensive Financial Report, which can be found at <https://www.osc.nc.gov/public-information/reports>.

*Benefits Provided.* Plan benefits received by retired employees and disabled employees from RHBF are OPEB. The healthcare benefits for retired and disabled employees who are not eligible for Medicare are the same as for active employees. The plan options change when former employees become eligible for Medicare. Medicare retirees have the option of selecting one of two fully-insured Medicare Advantage/Prescription Drug Plan (MA-PDP) options of the self-funded Traditional 70/30 preferred Provider Organization plan option that is also offered to non-Medicare members. If the Traditional 70/30 Plan is selected by a Medicare retiree, the self-funded State Health Plan coverage is secondary to Medicare.

Those former employees who are eligible to receive medical benefits from the RHBF are long-term disability beneficiaries of the Disability Income Plan of North Carolina (DIPNC) and retirees of the TSERS, the Consolidated Judicial Retirement System (CJRS), the Legislative Retirement System (LRS), the University Employees' Optional Retirement Program (ORP), and a small number of local governments, with five or more years of contributory membership service in their retirement system prior to disability or retirement, with the following exceptions: for employees first hired on or after October 1, 2006, and members of the General Assembly first taking office on or after February 1, 2007, future coverage as retired employees and retired members of the General Assembly is subject to the requirement that the future retiree have 20 or more years of retirement service credit in order to receive coverage on a noncontributory basis. Employees first hired on or after October 1, 2006 and members of the General Assembly first taking office on or after February 1, 2007 with 10 but less than 20 years of retirement service credit are eligible for coverage on a partially contributory basis. For such future retirees, the state will pay 50% of the State Health Plan's noncontributory premium.

Section 35.21 (c) and (d) of Session Law 2017-57 repeals retiree medical benefits for employees first hired January 1, 2021. The new legislation amends Article 3B of Chapter 135 of the General Statutes to require that retirees must earn contributory retirement service in TSERS (or in an allowed local system unit), CJRS, or LRS prior to January 1, 2021, and not withdraw that service, in order to be eligible for retiree medical benefits under the amended law. Consequently, members first hired on and after January 1, 2021 will not be eligible to receive retiree medical benefits.

## TOWN OF BLOWING ROCK, NORTH CAROLINA

### Notes to the Financial Statements

June 30, 2024

RHBF's benefit and contribution provisions are established by Chapter 135-7, Article 1 and Chapter 135, Article 3B of the General Statutes and may be amended only by the North Carolina General Assembly. RHBF does not provide for automatic post-retirement benefit increases.

*Contributions.* By General Statute, accumulated contributions from employers to RHBF and any earnings on those contributions shall be used to provide health benefits to retired and disabled employees and their applicable beneficiaries. By statute, contributions to RHBF are irrevocable. Also, by law, fund assets are dedicated to providing benefits to retired and disabled employees and their applicable beneficiaries and are not subject to the claims of creditors of the employers making contributions to RHBF. However, RHBF assets may be used for reasonable expenses to administer RHBF, including costs to conduct required actuarial valuations of state-supported retired employees' health benefits. Contribution rates to RHBF, which are intended to finance benefits and administrative expenses on a pay-as-you-go basis are determined by the General Assembly in the Appropriations Bill. For the current fiscal year, the Town contributed 6.62%, which amounted to \$303,122.

At June 30, 2024, the Town reported a liability of \$6,592,952 for its proportionate share of the net OPEB liability. The net OPEB liability was measured as of June 30, 2023, and the total OPEB liability used to calculate the net OPEB liability was determined by an actuarial valuation as of December 31, 2022. The total OPEB liability was then rolled forward to the measurement date of June 30, 2023 utilizing update procedures incorporating the actuarial assumptions. The Town's proportion of the net OPEB liability was based on a projection of the Town's present value of future salary, actuarially determined. At June 30, 2024, the Town's proportion was 0.02474%. For the year ended June 30, 2024, the Town recognized OPEB expense of \$459,700.

	<b>Deferred Outflows of Resources</b>	<b>Deferred Inflows of Resources</b>
Differences between expected and actual experience	\$ 72,601	\$ 6,460
Changes of assumptions	714,217	1,758,946
Net difference between projected and actual earnings on OPEB plan investments	52,668	-
Changes in proportion and differences between Town contributions and proportionate share of contributions	1,470,787	-
Employer contributions subsequent to the measurement date	303,122	-
Total:	<u>\$ 2,613,395</u>	<u>\$ 1,765,406</u>

\$303,122 reported as deferred outflows of resources related to OPEB resulting from Town contributions subsequent to the measurement date will be recognized as a decrease of the net OPEB liability in the year ending June 30, 2024. Other amounts reported as deferred inflows of resources related to OPEB will be recognized in OPEB expense as follows:

<b>Year ended June 30:</b>	
2025	\$ 122,941
2026	(42,898)
2027	153,742
2028	311,082
2029	-
Thereafter	-
Total	<u>\$ 544,867</u>

# TOWN OF BLOWING ROCK, NORTH CAROLINA

## Notes to the Financial Statements

June 30, 2024

*Actuarial Assumptions.* The total OPEB liability as of June 30, 2023 was determined by an actuarial valuation as of December 31, 2022 using the following actuarial assumptions and other inputs, applied to all periods included in the measurement and rolled forward to the measurement date of June 30, 2023:

Inflation	2.50%
Salary increases	Law Enforcement Officers: 8.10% grading down to 3.50%; General Employees: 3.50% to 7.55%
Investment rate of return	7.00%, net of OPEB plan investment expense, including inflation
Healthcare cost trend rates - Medical	6.00% grading down by 5.00% by 2027
Healthcare cost trend rates - Prescription drug	9.50% grading down by 5% by 2031
Healthcare cost trend rates - Administrative	3.00%
Post-Retirement Mortality Rates	The Plan currently uses mortality tables that vary by age, gender, employee group (i.e. teacher, general employee, or law enforcement officer) and health status (i.e. disabled or not disabled). The current mortality rates are based on published tables and studies that cover significant portions of the U.S. population. The healthy mortality rates also contain a provision to reflect future mortality improvements.

*Discount Rate.* The discount rate used to measure the total OPEB liability for RHBF was 3.65%. The projection of cash flow used to determine the discount rate assumed that contributions from employers would be made at the current statutorily determined contribution rate. Based on the above assumptions, the plan's fiduciary net position was not projected to be available to make projected future benefit payments of current plan members. As a result, a municipal bond rate of 3.65% was used as the discount rate used to measure the total OPEB liability. The 3.65% rate is based on the Bond Buyer 20-Year General Obligation Index as of June 30, 2023.

Sensitivity of the Board's Proportionate Share of the Net RHBF OPEB Liability to Changes in the Discount Rate. The following presents the Town's proportionate share of the net OPEB liability, as well as what the Town's proportionate share of the net OPEB liability would be if it were calculated using a discount rate that is 1-percentage-point lower (2.65 percent) or 1-percentage point higher (4.65 percent) than the current discount rate:

	<b>1% Decrease (2.15%)</b>	<b>Discount Rate (3.65%)</b>	<b>1% Increase (4.65%)</b>
<b>Net OPEB liability</b>	\$ 7,777,195	\$ 6,592,952	\$ 5,627,778

*Sensitivity of the Board's Proportionate Share of the Net RHBF OPEB Liability to Changes in the Healthcare Trend Rates.* The following presents the Town's proportionate share of the net OPEB liability, as well as what the Town's proportionate share of the net OPEB liability would be if it were calculated using healthcare trend rates that are 1-percentage-point lower or 1-percentage point higher than the current healthcare trend rates:

	<b>1% Decrease in Trend Rates</b>	<b>Current Trend Rates (6.5% Medical, 7.25% Rx, 3.00% Admin Expenses)</b>	<b>1% Increase in Trend Rates</b>
<b>Net OPEB liability</b>	\$ 5,442,760	\$ 6,592,952	\$ 8,075,233

## TOWN OF BLOWING ROCK, NORTH CAROLINA

### Notes to the Financial Statements

June 30, 2024

RHBF OPEB Plan Fiduciary Net Position. Detailed information about the OPEB plan's fiduciary net position is available in the separately issued Annual Comprehensive Financial Report for the State of North Carolina.

#### Healthcare Benefits

*Plan Description.* The post-employment healthcare benefits are provided through a single employer defined benefit plan. The Town Council has the authority to establish and amend the benefit terms. No assets are accumulated in a trust that meets the criteria in paragraph 4 of GASB Statement 75.

*Benefits Provided.* The Comprehensive Dental Plan is administered by Companion Life Insurance Company, which establish premium rates approved by the Department of Insurance of South Carolina.

According to a Town resolution, the Town provides post-employment dental benefits to retirees of the Town, provided they participate in the North Carolina Local Governmental Employees' Retirement System (System) and have at least ten years of creditable service with the Town and retire with full benefits under the System. The Town pays full cost of premiums. The Town's retirees may also purchase coverage for their dependents through this plan. Total membership includes 11 inactive employees or beneficiaries current receiving benefits and 72 active members for a total membership of 83. A separate report is not issued for the plan.

#### Total OPEB Liability

The Town's total OPEB liability of \$78,192 was measured as of June 30, 2023 and was determined by an actuarial valuation as of that date.

*Actuarial Assumptions and Other Inputs.* The total OPEB liability in the June 30, 2023 actuarial valuation was determined using the following actuarial assumptions and other inputs, applied to all periods included in the measurement unless otherwise specified:

Inflation	3.0 percent
Salary increases	
General employees	3.25 - 8.41 percent, including inflation
Firefighters	3.25 - 8.15 percent, including inflation
Law Enforcement Officers	3.25 - 7.90 percent, including inflation
Discount rate	3.65 percent
Healthcare cost trend rates	Pre-Medicare - 7.00% for 2023 decreasing to an ultimate rate of 4.50% by 2033
	Dental - 3.50%

The discount rate is based on the June average of the Bond Buyer General Obligation 20-Year Municipal Bond Index.

Mortality rates were based on the Pub-2010 mortality tables, with adjustments for LGERS experience and generational mortality improvements using Scale MP-2019.

The demographic actuarial assumptions for retirement, disability incidence, withdrawal, and salary increases used in the June 30, 2023 valuation were based on the results of an actuarial experience study for the period January 1, 2015 to December 31, 2019, adopted by the LGERS Board.

# TOWN OF BLOWING ROCK, NORTH CAROLINA

## Notes to the Financial Statements

June 30, 2024

The remaining actuarial assumptions (e.g. initial per capita costs, health care cost trends, rate of plan participation, rates of plan election, etc.) used in the June 30, 2023 valuation were based on a review of recent plan experience done concurrently with the June 30, 2023 valuation.

### Total OPEB Liability

Beginning balance	\$ 78,634
Changes for the year:	
Service cost at end of year	1,935
Interest	2,721
Differences between expected and actual experience	-
Changes of assumptions or other inputs	3,003
Benefit payments and implicit subsidy credit	(614)
Net Benefit Payments	(7,487)
Ending balance of the total pension liability	<u>\$ 78,192</u>

Changes in assumptions and other inputs reflect a change in the discount rate from 3.54% to 3.65%.

Sensitivity of the Total OPEB Liability to Changes in the Discount Rate. The following presents the total OPEB liability of the Town, as well as what the Town's total OPEB liability would be if it were calculated using a discount rate that is 1-percentage-point lower (2.65 percent) or 1-percentage-point higher (4.65 percent) than the current discount rate:

	<b>Decrease (2.65%)</b>	<b>Rate (3.65%)</b>	<b>Increase (4.65%)</b>
<b>Net OPEB liability</b>	\$ 85,234	\$ 78,192	\$ 71,968

*Sensitivity of the Total OPEB Liability to Changes in the Healthcare Cost Trend Rates.* The following presents the total OPEB liability of the Town, as well as what the Town's total OPEB liability would be if it were calculated using healthcare cost trend rates that are 1-percentage-point lower or 1-percentage-point higher than the current healthcare cost trend rates:

	<b>Decrease (1.00%)</b>	<b>Current</b>	<b>Increase (1.00%)</b>
<b>Net OPEB liability</b>	\$ 71,215	\$ 78,192	\$ 86,519

### OPEB Expense and Deferred Outflows of Resources and Deferred Inflows of Resources Related to OPEB

For the year ended June 30, 2024, the Town recognized OPEB expense of \$1,601. At June 30, 2024, the Town reported deferred outflows of resources and deferred inflows of resources related to OPEB from the following sources:

	<b>Deferred Outflows of Resources</b>	<b>Deferred Inflows of Resources</b>
Differences between expected and actual experience	\$ 7,119	\$ 200
Changes of assumptions	6,669	8,204
Employer contributions subsequent to the measurement date	3,712	-
Total:	<u>\$ 17,500</u>	<u>\$ 8,404</u>

# TOWN OF BLOWING ROCK, NORTH CAROLINA

## Notes to the Financial Statements

June 30, 2024

\$3,712 reported as deferred outflows of resources related to pensions resulting from benefit payments made and administrative expenses incurred subsequent to the measurement date will be recognized as a decrease of the total OPEB liability in the year ending June 30, 2024. Other amounts reported as deferred inflows and outflows of resources related to pensions will be recognized in OPEB expense as follows:

Year Ending June 30	Amount
2024	\$ 720
2025	1,087
2026	1,339
2027	1,339
2028	979
Thereafter	(80)
Total	<u>\$ 5,384</u>

### Total OPEB Expense, Liabilities, and Deferred Outflows and Inflows of Resources Related to OPEB

Following is information related to the proportionate share and OPEB expense for all OPEB plans:

	<u>RHBF OPEB</u>	<u>Other Insurance Plan OPEB</u>	<u>Total</u>
OPEB Expense	\$ 303,122	\$ 1,601	\$ 304,723
Net OPEB Liability	6,592,952	-	6,592,952
Total OPEB liability	-	78,192	78,192
Proportionate share of the net OPEB liability	0.02116%	n/a	

#### Deferred of Outflows of Resources:

Differences between expected and actual experience	72,601	7,119	79,720
Changes of assumptions	714,217	6,669	720,886
Net difference between projected and actual earnings on OPEB plan investments	52,668	-	52,668
Changes in proportion and differences between Town contributions and proportionate share of contributions	1,470,787	-	1,470,787
Benefit payments and administrative costs paid subsequent to the measurement	303,122	3,712	306,834
Total deferred outflows of resources	<u>\$ 2,613,395</u>	<u>\$ 17,500</u>	<u>\$ 2,630,895</u>

#### Deferred of Inflows of Resources:

Differences between expected and actual experience	\$ 6,460	\$ 200	\$ 6,660
Changes of assumptions	1,758,946	8,204	1,767,150
Total deferred inflows of resources	<u>\$ 1,765,406</u>	<u>\$ 8,404</u>	<u>\$ 1,773,810</u>

## TOWN OF BLOWING ROCK, NORTH CAROLINA

### Notes to the Financial Statements

June 30, 2024

#### Deferred Inflows and Outflows of Resources

Deferred outflows of resources are comprised of the following:

<u>Source</u>	<u>Amount</u>
Contributions to pension plan in current fiscal year	\$ 618,258
Benefit payments made and administrative expenses for LEOSSA	20,647
Benefit payments made and administrative expenses for OPEB	306,834
Differences between expected and actual experience	571,402
Changes of assumptions	915,562
Net difference between projected and actual earnings on investments	1,071,752
Changes in proportion and differences between employer contributions and proportionate share of contributions	1,530,894
Total:	<u><u>\$ 5,035,349</u></u>

Deferred inflows of resources at year-end is comprised of the following:

	<u>Statement of Net Position</u>	<u>General Fund</u>
Taxes receivable	\$ -	\$ 45,029
Prepaid taxes	4,345	4,345
Changes in assumptions	1,810,219	-
Differences between expected and actual experience	15,953	-
Changes in proportion and differences between employer contributions and proportionate share of contribution	22,718	-
Total:	<u><u>\$ 1,853,235</u></u>	<u><u>\$ 49,374</u></u>

#### Other Employment Benefits

##### Death Benefit Plan

The Town has also elected to provide death benefits to employees through the Death Benefit Plan for members of the Local Governmental Employees' Retirement System (Death Benefit Plan), a multiple-employer, state-administered, cost-sharing plan funded on a one-year term cost basis. The beneficiaries of those employees who die in active service after one year of contributing membership in the System, or who die within one hundred eighty (180) days after retirement or termination of service and have at least one year of contributing membership service in the System at the time of death are eligible for death benefits. Lump-sum death benefit payments to beneficiaries are equal to the employee's 12 highest months' salary in a row during the 24 months prior to the employee's death, but the benefit may not exceed \$50,000 or be less than \$25,000. Because all death benefit payments are made from the Death Benefit Plan and not by the Town, the Town does not determine the number of eligible participants. The Town has no liability beyond the payment of monthly contributions. The contributions to the Death Benefit Plan cannot be separated between the post-employment benefit amount and the other benefit amount. Contributions are determined as a percentage of monthly payroll based upon rates established annually by the State. Separate rates are set for employees not engaged in law enforcement and for law enforcement officers. The Town considers these contributions to be immaterial.

## TOWN OF BLOWING ROCK, NORTH CAROLINA

### Notes to the Financial Statements

June 30, 2024

---

#### Risk Management

The Town is exposed to various risks of loss related to torts; theft of, damage to, and destruction of assets; errors and omissions; injuries to employees; and natural disasters. The Town participates in a self-funded risk-financing pools administered by the North Carolina League of Municipalities for workers compensation. The pool is reinsured through commercial companies for single occurrence claims against general liability, auto liability, police professional liability and public officials liability in excess of \$1,000,000; property in excess of \$500,000 and \$1,000,000 up to statutory limits for workers' compensation for the current policy period.

The pool is audited annually by certified public accountants, and the audited financial statements are available to the Town upon request. Owner purchases employee health insurance coverage from the North Carolina State Health Plan for Teachers and State Employees. The health insurance plan is fully insured by the carrier.

The Town carries commercial coverage for all other risks of loss. There have been no significant reductions in insurance coverage in the prior year, and settled claims have not exceeded coverage in any of the past three fiscal years. The Town does not carry flood insurance.

In accordance with G.S. 159-29, the Town's employees that have access to \$100 or more of the Town's funds at any given time of the Town's funds are performance bonded through a commercial surety bond with a \$25,000 coverage limit per incident. The Finance Officer is bonded for \$1,000,000, and Tax Collector for \$50,000.

#### Claims, Judgments and Contingent Liabilities

At June 30, 2024, the Town was a defendant to various lawsuits. In the opinion of the Town's management and the Town's attorneys, the ultimate effect of these legal matters will not have a material adverse effect on the Town's financial position.

#### Long-Term Obligations

##### Installment Purchases

The long-term obligations of the Town are as follows:

4.22% notes for \$4,700,000, issued in October 2006; payable in annual installments of \$235,000, including interest; beginning in October 2006 with final payment due 2026	\$ 470,000
2.445% note for \$536,194, issued March 2012; payable in annual installments of \$27,519 beginning March 2012 with final payment due 2033	241,287
0% note for \$756,480, issued May 2010; payable in annual installments of \$37,824 beginning May 2010 with final payment due 2031	264,768
4.08% note for \$1,000,000; issued August 2009; payable in annual installments of \$76,923 beginning August 2009, the Town completed the repayment of the loan in fiscal year 2024.	-



## TOWN OF BLOWING ROCK, NORTH CAROLINA

### Notes to the Financial Statements

June 30, 2024

---

2.83% note for \$1,700,580, issued May 2015; payable in annual installments of \$113,372 beginning May 2015 with final payment 2030	680,232
1.82% note for \$300,000, payable in annual installments of \$78,536, including interest, beginning November 2020 through 2024; secured by various vehicles and equipment	4,812
1.99% note for \$442,250, issued in January 2021; payable in annual installments of \$48,178, including interest, beginning November 2022 through 2031; secured by the real property	365,757
1.60% note for \$102,665, issued November 2020; payable in annual installments of \$26,701 beginning November 2021 with final payment 2024	25,667
1.19% note for \$475,000, issued August 2021; payable in annual installments of \$122,455 beginning November 2022 with final payment November 2025	193,554
0% note for \$800,000, issued December 2021; payable in annual installments of \$200,000 beginning December 2022 with final payment in December 2025	400,000
4.53% note for \$660,000, issued November 2022; payable in annual installments of \$184,100, including interest, beginning November 2023 with final payment in November 2026.	505,798
3.833% note for \$1,200,000, issued April 2023; payable in annual principal installments of \$120,000, plus variable interest, beginning February 2024, with final payment in February 2033.	1,080,000
4.85% note for \$665,000, issued September 2023; payable in annual principal installments of \$187,358, including interest, beginning November 2024, with final payment in November 2027.	<u>665,000</u>
Total notes payable, secured - governmental and business-type activities	<u>\$ 4,896,875</u>

The Town's outstanding note from direct placements of \$470,000 is secured by a security interest in the fixtures that are part of the property. Upon the occurrence of any event of default, the bank may exercise any one or more of the following remedies as the bank in its sole discretion shall elect:

- (a) Declare the entire principal amount of the installment payments and all accrued interest and other charges immediately due and payable without notice or demand to the Borrower;
- (b) Proceed by appropriate court action to enforce performance by the borrower of the applicable covenants of this contract or to recover for the breach thereof;

## TOWN OF BLOWING ROCK, NORTH CAROLINA

### Notes to the Financial Statements

June 30, 2024

- 
- (c) Exercise all the rights and remedies of a secured party or creditor under the Uniform Commercial Code of the State of North Carolina and the general laws of the State of North Carolina with respect to the enforcement of the security interest granted or reserved hereunder, including, without limitation, to the extent permitted by law, take possession of any collateral without any court order or other process of law and without liability for entering the premises and sell, lease, sublease or make other disposition of the same in a commercially reasonable manner for the account of the borrower, and apply the proceeds of any such sale, lease, sublease or other disposition, after deducting all costs and expenses, including court costs and attorney's fees, incurred with the recovery, repair, storage and other sale, lease or other disposition costs, toward the balance due under this contract and, thereafter, shall pay any remaining proceeds to the borrower;
  - (d) Terminate this contract as to all or any part of the equipment and use, operate, lease or hold all or any part of the equipment as the bank in its sole discretion may decide; or
  - (e) Take possession of any proceeds of the equipment, including net proceeds.

All remedies of the bank are cumulative and may be exercised concurrently or separately. The exercise of any one remedy shall not be deemed an election of such remedy or preclude the exercise of any other remedy. The borrower agrees to pay to the bank all court costs and reasonable attorney fees incurred by bank in enforcing the bank's rights and remedies under the financing contract.

The Town's outstanding note from direct borrowing of \$241,287 is payable solely from the revenues of the project or benefited systems, or other available funds. Upon the failure to pay or make timely payments or the failure to budget/appropriate for the debt service, the outstanding principal and interest are due. Upon default, any other monies due to the Town from the state may be withheld by the state and applied to the payment of this obligation.

The Town's outstanding note from direct borrowing of \$264,768 is payable solely from the revenues of the project or benefited systems, or other available funds. Upon the failure to pay or make timely payments or the failure to budget/appropriate for the debt service, the outstanding principal and interest are due. Upon default, any other monies due to the Town from the state may be withheld by the state and applied to the payment of this obligation.

The Town's outstanding note from direct placements of \$680,232 is secured by a security interest in the property. Upon the failure to pay or make timely payments or the failure to budget/appropriate for the debt service, the lender will exercise any one or more of the following remedies: (a) Declare the unpaid principal components of the installment payments immediately due and payable; (b) Proceed by appropriate court action to enforce the Town's performance of the applicable covenants of this agreement or to recover for the breach thereof; (c) As provided in the Project Fund Agreement, require the bank to pay over any balance remaining in the Project Fund to be applied against outstanding required payments in any manner the bank may reasonably deem appropriate; and (d) Avail itself of all available remedies under this agreement, including execution as provided and attorney's fees and other expenses.

## **TOWN OF BLOWING ROCK, NORTH CAROLINA**

### Notes to the Financial Statements

June 30, 2024

---

The Town's outstanding note from direct placements of \$4,812 is secured by a security interest in the equipment. Upon the failure to pay or make timely payments or the failure to budget/appropriate for the debt service, all commitments and obligations of lender under this agreement or the related documents or any other agreement immediately will terminate (including any obligation to make further loan advances or disbursements), and, at lender's option, all indebtedness immediately will become due and payable, all without notice of any kind to borrower, except that in the case of an event of default of the type described in the "insolvency" subsection above, such acceleration shall be automatic and not optional. In addition, lender shall have all the rights and remedies provided in the related documents or available at law, in equity, or otherwise. Except as may be prohibited by applicable law, all of lender's rights and remedies shall be cumulative and may be exercised singularly or concurrently. Election by lender to pursue any remedy shall not exclude pursuit of any other remedy, and an election to make expenditures or to take action to perform an obligation of borrower or of any grantor shall not affect lender's right to declare a default and to exercise its rights and remedies.

The Town's outstanding note from direct placements of \$337,131 is secured by a security interest in the property. Upon the failure to pay or make timely payments or the failure to budget/appropriate for the debt service, all commitments and obligations of lender under this agreement or the related documents or any other agreement immediately will terminate (including any obligation to make further loan advances or disbursements), and, at lender's option, all indebtedness immediately will become due and payable, all without notice of any kind to borrower, except that in the case of an event of default of the type described in the "insolvency" subsection above, such acceleration shall be automatic and not optional. In addition, lender shall have all the rights and remedies provided in the related documents or available at law, in equity, or otherwise. Except as may be prohibited by applicable law, all of lender's rights and remedies shall be cumulative and may be exercised singularly or concurrently. Election by lender to pursue any remedy shall not exclude pursuit of any other remedy, and an election to make expenditures or to take action to perform an obligation of borrower or of any grantor shall not affect lender's right to declare a default and to exercise its rights and remedies.

The Town's outstanding note from direct placements of \$25,667 is secured by a security interest in the equipment. Upon the failure to pay or make timely payments or the failure to budget/appropriate for the debt service, all commitments and obligations of lender under this agreement or the related documents or any other agreement immediately will terminate (including any obligation to make further loan advances or disbursements), and, at lender's option, all indebtedness immediately will become due and payable, all without notice of any kind to borrower, except that in the case of an event of default of the type described in the "insolvency" subsection above, such acceleration shall be automatic and not optional. In addition, lender shall have all the rights and remedies provided in the related documents or available at law, in equity, or otherwise. Except as may be prohibited by applicable law, all of lender's rights and remedies shall be cumulative and may be exercised singularly or concurrently. Election by lender to pursue any remedy shall not exclude pursuit of any other remedy, and an election to make expenditures or to take action to perform an obligation of borrower or of any grantor shall not affect lender's right to declare a default and to exercise its rights and remedies.

The Town's outstanding note from direct placements of \$249,735 is secured by a security interest in the vehicles and equipment. Upon the failure to pay or make timely payments or the failure to budget/appropriate for the debt service, all commitments and obligations of lender under this agreement or the related documents or any other agreement immediately will terminate (including any obligation to make further loan advances or disbursements), and, at lender's option, all indebtedness immediately will become due and payable, all without notice of any kind to borrower, except that in the case of an event of default of the type described in the "insolvency" subsection above, such acceleration shall be automatic and not optional. In addition, lender shall have all the rights and remedies provided in the related documents or available at law, in equity, or otherwise. Except as may be prohibited by applicable law, all of lender's rights and remedies shall be cumulative and may be exercised singularly or concurrently. Election by lender to pursue any remedy shall not exclude pursuit of any other remedy, and an election to make expenditures or to take action to perform an obligation of borrower or of any grantor shall not affect lender's right to declare a default and to exercise its rights and remedies.

## **TOWN OF BLOWING ROCK, NORTH CAROLINA**

### Notes to the Financial Statements

June 30, 2024

---

The Town's outstanding note from direct placements of \$400,000 is secured by a security interest in the property. Upon the failure to pay or make timely payments or the failure to budget/appropriate for the debt service, all commitments and obligations of lender under this agreement or the related documents or any other agreement immediately will terminate (including any obligation to make further loan advances or disbursements), and, at lender's option, all indebtedness immediately will become due and payable, all without notice of any kind to borrower, except that in the case of an event of default of the type described in the "insolvency" subsection above, such acceleration shall be automatic and not optional. In addition, lender shall have all the rights and remedies provided in the related documents or available at law, in equity, or otherwise. Except as may be prohibited by applicable law, all of lender's rights and remedies shall be cumulative and may be exercised singularly or concurrently. Election by lender to pursue any remedy shall not exclude pursuit of any other remedy, and an election to make expenditures or to take action to perform an obligation of borrower or of any grantor shall not affect lender's right to declare a default and to exercise its rights and remedies.

The Town's outstanding note from direct placements of \$505,798 is secured by a security interest in the property. Upon the failure to pay or make timely payments or the failure to budget/appropriate for the debt service, all commitments and obligations of lender under this agreement or the related documents or any other agreement immediately will terminate (including any obligation to make further loan advances or disbursements), and, at lender's option, all indebtedness immediately will become due and payable, all without notice of any kind to borrower, except that in the case of an event of default of the type described in the "insolvency" subsection above, such acceleration shall be automatic and not optional. In addition, lender shall have all the rights and remedies provided in the related documents or available at law, in equity, or otherwise. Except as may be prohibited by applicable law, all of lender's rights and remedies shall be cumulative and may be exercised singularly or concurrently. Election by lender to pursue any remedy shall not exclude pursuit of any other remedy, and an election to make expenditures or to take action to perform an obligation of borrower or of any grantor shall not affect lender's right to declare a default and to exercise its rights and remedies.

The Town's outstanding note from direct placements of \$1,080,000 is secured by a security interest in the property. Upon the failure to pay or make timely payments or the failure to budget/appropriate for the debt service, all commitments and obligations of lender under this agreement or the related documents or any other agreement immediately will terminate (including any obligation to make further loan advances or disbursements), and, at lender's option, all indebtedness immediately will become due and payable, all without notice of any kind to borrower, except that in the case of an event of default of the type described in the "insolvency" subsection above, such acceleration shall be automatic and not optional. In addition, lender shall have all the rights and remedies provided in the related documents or available at law, in equity, or otherwise. Except as may be prohibited by applicable law, all of lender's rights and remedies shall be cumulative and may be exercised singularly or concurrently. Election by lender to pursue any remedy shall not exclude pursuit of any other remedy, and an election to make expenditures or to take action to perform an obligation of borrower or of any grantor shall not affect lender's right to declare a default and to exercise its rights and remedies.

The Town's outstanding note from direct placements of \$665,000 is secured by a security interest in the property. Upon the failure to pay or make timely payments or the failure to budget/appropriate for the debt service, all commitments and obligations of lender under this agreement or the related documents or any other agreement immediately will terminate (including any obligation to make further loan advances or disbursements), and, at lender's option, all indebtedness immediately will become due and payable, all without notice of any kind to borrower, except that in the case of an event of default of the type described in the "insolvency" subsection above, such acceleration shall be automatic and not optional. In addition, lender shall have all the rights and remedies provided in the related documents or available at law, in equity, or otherwise. Except as may be prohibited by applicable law, all of lender's rights and remedies shall be cumulative and may be exercised singularly or concurrently. Election by lender to pursue any remedy shall not exclude pursuit of any other remedy, and an election to make expenditures or to take action to perform an obligation of borrower or of any grantor shall not affect lender's right to declare a default and to exercise its rights and remedies.

# TOWN OF BLOWING ROCK, NORTH CAROLINA

## Notes to the Financial Statements

June 30, 2024

Maturities of long-term debt from direct borrowing and direct placements, including interest are as follows:

Year Ending June 30	Governmental Activities		Business-Type Activities	
	Principal	Interest	Principal	Interest
2025	\$ 927,057	\$ 92,321	\$ 309,436	\$ 66,132
2026	875,324	63,337	306,617	55,801
2027	388,331	37,217	299,678	45,747
2028	269,261	21,217	252,289	35,644
2029	131,366	10,565	212,977	27,679
2030-2034	233,311	11,595	691,228	53,154
Total	<u>\$ 2,824,650</u>	<u>\$ 236,252</u>	<u>\$ 2,072,225</u>	<u>\$ 284,157</u>

### General Obligation Bonds

2.0% bonds issued for \$3,500,000, Public Improvement, Series 2016 due on September 1 and March 1 in installments of \$180,000 plus interest through March 1, 2036	\$ 2,060,000
2.0% bonds issued for \$1,135,000, Public Improvement, Series 2016 due on September 1 and March 1 in installments of \$55,000 plus interest through March 1, 2036	695,000
2.9366% bonds issued for \$1,757,500, Public Improvement, Series 2018 due on September 1 and March 1 in installments of \$90,000 plus interest through March 1, 2038	1,198,022
2.9366% bonds issued for \$542,500, Public Improvement, Series 2018 due on September 1 and March 1 in installments of \$30,000 plus interest through March 1, 2038	381,978
2.954% bonds issued for \$3,690,000, Public Improvement, Series 2020 due on November 1 in installments of \$185,000 plus interest through November 1, 2039	2,950,000
2.954% bonds issued for \$680,000, Public Improvement, Series 2020 due on November 1 in installments of \$35,000 plus interest through November 1, 2039	540,000
3.29% bonds issued for \$1,695,000, Public Improvement, Series 2023 due on March 1 in installments of \$113,000 plus interest through November 1, 2039	1,582,000
Total	<u>\$ 9,407,000</u>

Year Ending June 30	General Fund		Water and Sewer Fund	
	Principal	Interest	Principal	Interest
2025	\$ 527,322	\$ 207,174	\$ 160,678	\$ 63,180
2026	522,322	189,248	165,678	58,089
2027	518,531	171,420	164,469	52,898
2028	518,531	153,698	164,469	47,752
2029	518,531	135,987	164,469	42,596
2030-2034	2,577,487	444,375	817,509	141,122
2035-2039	1,848,965	130,713	533,039	37,469
2040-2044	175,000	2,025	30,000	337
Total	<u>\$ 7,206,689</u>	<u>\$ 1,434,640</u>	<u>\$ 2,200,311</u>	<u>\$ 443,443</u>

# TOWN OF BLOWING ROCK, NORTH CAROLINA

## Notes to the Financial Statements

June 30, 2024

At June 30, 2024, the Town of Blowing Rock had a legal debt margin of \$133,541,576.

### Changes in Long-Term Debt

The following is a summary of changes in long-term debt for the year ended June 30, 2024:

	Restated Beginning Balance	Additions	Retirements	Ending Balance	Current Portion of Balance
<b><u>Governmental Activities:</u></b>					
Installment purchase - Direct placements	\$ 3,353,309	\$ 518,700	\$ 1,047,359	\$ 2,824,650	\$ 927,057
General obligation bonds	7,734,011	-	527,322	7,206,689	527,322
Unamortized bond premiums	338,717	-	20,175	318,542	20,175
Net pension liability (LGERS)	2,462,280	736,115	-	3,198,395	519,337
Total pension liability (LEOSSA)	365,004	53,294	-	418,298	20,647
Net OPEB liability	4,287,189	1,250,890	-	5,538,079	254,622
Total OPEB liability	66,053	-	372	65,681	3,712
Compensated absences	391,920	-	6,218	385,702	96,426
Governmental activities long-term liabilities:	<u>\$ 18,998,483</u>	<u>\$ 2,558,999</u>	<u>\$ 1,601,446</u>	<u>\$ 19,956,036</u>	<u>\$ 2,369,298</u>

### **Business-type Activities:**

#### **Water and Sewer Fund**

General obligation bonds	\$ 2,360,989	\$ -	\$ 160,678	\$ 2,200,311	\$ 160,678
Unamortized bond premiums	36,480	-	2,232	34,248	2,232
Installment purchase - Direct placements and direct borrowings	2,231,764	146,300	305,839	2,072,225	309,436
Net Pension Liability (LGERS)	469,006	140,212	-	609,218	98,921
Net OPEB liability	816,608	238,265	-	1,054,873	48,500
Total OPEB liability	12,581	-	70	12,511	594
Compensated absences	64,320	8,412	-	72,732	18,183
Water and Sewer Fund long-term liabilities:	<u>\$ 5,991,748</u>	<u>\$ 533,189</u>	<u>\$ 468,819</u>	<u>\$ 6,056,118</u>	<u>\$ 638,544</u>

Other post-employment liabilities, pension liabilities and compensated absences typically have been liquidated in the General Fund. Compensated absences are accounted for on a FIFO basis, assuming that the employees are taking leave time as it is earned.

### Contingencies

The Town has received proceeds from several federal and state grants. Periodic audits of these grants are required and certain costs may be questioned as not being appropriate expenditures under the grant agreements. Such audits could result in the refund of grant monies to the grantor agencies. Management believes that any amounts to be refunded to be immaterial. No provision has been made in the accompanying financial statements for the refund of grant monies.

## TOWN OF BLOWING ROCK, NORTH CAROLINA

Notes to the Financial Statements

June 30, 2024

### Interfund Transactions

#### Transfers to/from Other Funds

Transfers to/from other funds for the year ended June 30, 2024 consist of the following:

From	To	Amount
General Fund	Capital Project Fund	\$ 397,833
Capital Project Fund	General Fund	60,000
BRAAC Fund	General Fund	17,300
Total:		<u>\$ 475,133</u>

#### Due to/from Other Funds

Balances due to/from other funds at June 30, 2024, consist of the following:

Due from the Capital Project Fund for its activity allocation to the General Fund:

Capital Project Fund	<u>\$ 296,782</u>
----------------------	-------------------

### IV. Joint Ventures

The Town, in conjunction with seven counties and eighteen municipalities, established the Region D Council of Governments (Council). The participating governments established the Council to coordinate various funding received from Federal and State agencies. Each participating government appoints one member to the Council's governing board. The Town paid membership dues of \$1,250 during the fiscal year ended June 30, 2024.

### V. Summary Disclosure of Significant Contingencies Federal and State-Assisted Programs

The Town has received proceeds from several Federal and State grants. Periodic audits of these grants are required and certain costs may be questioned as not being appropriate expenditures under the grant agreements. Such audits could result in the refund of grant monies to the grantor agencies. Management believes that any required refunds will be immaterial. No provision has been made in the accompanying financial statements for the refund of grant monies.

# TOWN OF BLOWING ROCK, NORTH CAROLINA

Notes to the Financial Statements

June 30, 2024

## VI. Correction of Errors in Previously Issued Financial Statements

<b>Accrual basis of accounting</b>	<b>Governmental Activities</b>	<b>Business- Type Activities</b>
Net Position, beginning, as previously reported	\$ 21,228,363	\$ 13,374,036
Prior Period Adjustments (as detailed in note below)	(297,113)	79,159
Net position, beginning, as restated	<u>\$ 20,931,250</u>	<u>\$ 13,453,195</u>

<b>Modified accrual basis of accounting</b>	<b>General Fund</b>	<b>ARPA Fund</b>	<b>Water and Sewer Fund</b>
Fund balances, beginning, as previously reported	\$ 8,234,281	\$ 77,072	\$ 13,374,036
Prior Period Adjustment - Fire Department	(207,774)		
Prior Period Adjustment - Escrow Account	5,033		
Prior Period Adjustment - ARPA Fund		(77,072)	
Prior Period Adjustment - Bonds Payable			(2,591)
Prior Period Adjustment - Quail Hollow			81,750
Fund balances, beginning, as restated	<u>\$ 8,031,540</u>	<u>\$ -</u>	<u>\$ 13,453,195</u>

The Town recorded a correction to opening bonds payable to decrease the governmental net position by \$17,300 at June 30, 2023.

The Town recorded a correction to opening accounts receivable for the Fire Department to decrease the fund balance by \$207,774 at June 30, 2023.

The Town recorded a correction to opening balance in the American Rescue Plan Act fund to decrease the fund balance by \$77,072 at June 30, 2023.

The Town recorded a correction to opening escrow account balance in the General Fund to close the balance to increase the fund balance by \$5,033 at June 30, 2023.

The Town recorded a correction to opening bonds payable in the Water and Sewer fund to decrease the fund balance by \$2,951 at June 30, 2023.

The Town recorded a correction to opening accounts payable in the Water and Sewer Fund to eliminate an outstanding payable to the project at Quail Hollow to increase the fund balance by \$81,750 at June 30, 2023.



## **TOWN OF BLOWING ROCK, NORTH CAROLINA**

Notes to the Financial Statements

June 30, 2024

---

### **VII. Significant Effects of Subsequent Events**

On September 26, 2024, Hurricane Helene devastated much of the Western part of North Carolina. The effects of that on the Town of Blowing Rock included very minor flooding along Hwy 321 to several businesses and two moderate landslides that compromised portions of two town roads. Total estimated costs of all repairs are around \$1,000,000 and the Town feels confident that all Town-related repairs will be fully reimbursed by FEMA. The Town is not expecting any cash flow issues due to the repair costs and timing of the reimbursements.

The Town received cash for the Main Street Water and Sewer line replacements on July 15, 2024 in the amount of \$2,747,188. It was received to the Water and Sewer Fund as a reimbursement of expenses incurred during the year ended June 30, 2024. The timing of this large receivable had a significant impact on the financial statements.

## REQUIRED SUPPLEMENTARY INFORMATION

---

This section contains additional information required by generally accepted accounting principles. Presentation conforms to requirements of the Local Government Commission in North Carolina.

---

Schedule of Proportionate Share of the Net Pension Liability (Asset) - Local Government Employee's Retirement System

Schedule of Contributions - Local Government Employees' Retirement System

Schedule of Changes in Total Pension Liability - Law Enforcement Officers' Special Separation Allowance

Schedule of Total Pension Liability as a Percentage of Covered Payroll - Law Enforcement Officers' Special Separation Allowance

Schedule of Changes in the Total OPEB Liability and Related Ratios

Schedule of Proportionate Share of Net OPEB Liability - Retiree Health Benefit Fund

Schedule of Contributions to the Retiree Health Benefit Fund

**TOWN OF BLOWING ROCK, NORTH CAROLINA**

Town's Proportionate Share of Net Pension Liability (Asset)

Required Supplementary Information

Last Ten Fiscal Years

## Local Government Employees' Retirement System

	<u>2024</u>	<u>2023</u>	<u>2022</u>	<u>2021</u>	<u>2020</u>
Blowing Rock proportion of the net pension liability (asset) (%)	0.05749%	0.05196%	0.05201%	0.04840%	0.04820%
Blowing Rock proportion of the net pension liability (asset) (\$)	\$ 3,807,613	\$ 2,931,286	\$ 797,623	\$ 1,730,968	\$ 1,316,304
Blowing Rock covered payroll	\$ 4,197,996	\$ 3,590,007	\$ 3,075,426	\$ 2,878,094	\$ 2,818,331
Blowing Rock proportionate share of the net pension liability (asset) as a percentage of its covered payroll	90.70%	81.65%	25.94%	60.14%	46.71%
Plan fiduciary net position as a percentage of the total pension liability**	82.49%	84.14%	95.51%	88.61%	90.86%
	<u>2019</u>	<u>2018</u>	<u>2017</u>	<u>2016</u>	<u>2015</u>
Blowing Rock proportion of the net pension liability (asset) (%)	0.04970%	0.04270%	0.0402%	0.0401%	-0.03970%
Blowing Rock proportion of the net pension liability (asset) (\$)	\$ 1,178,342	\$ 652,338	\$ 852,754	\$ 183,961	\$ (233,953)
Blowing Rock covered payroll	\$ 2,923,978	\$ 2,428,119	\$ 2,235,534	\$ 2,056,654	\$ 1,851,018
Blowing Rock proportionate share of the net pension liability (asset) as a percentage of its covered payroll	40.30%	26.87%	38.15%	8.94%	-12.64%
Plan fiduciary net position as a percentage of the total pension liability**	91.63%	94.18%	91.47%	98.09%	102.64%

\* The amounts presented for each fiscal year were determined as of the prior fiscal year ending June 30.

\*\* This will be the same percentage for all participant employers in the LGERS plan.

This schedule is intended to show information for ten years. Additional years' information will be displayed as it becomes available.

**TOWN OF BLOWING ROCK, NORTH CAROLINA**

Town of Blowing Rock Contributions  
Required Supplementary Information  
Last Ten Fiscal Years

Local Government Employees' Retirement System

	<u>2024</u>	<u>2023</u>	<u>2022</u>	<u>2021</u>	<u>2020</u>
Contractually required contribution	\$ 618,258	\$ 516,784	\$ 414,658	\$ 317,074	\$ 261,419
Contributions in relation to the contractually required contribution	618,258	516,784	414,658	317,074	261,419
Contribution deficiency (excess)	<u>\$ -</u>	<u>\$ -</u>	<u>\$ -</u>	<u>\$ -</u>	<u>\$ -</u>
Blowing Rock's covered payroll	\$ 4,578,880	\$ 4,197,996	\$ 3,590,007	\$ 3,075,426	\$ 2,878,094
Contributions as a percentage of covered payroll	13.50%	12.31%	11.55%	10.31%	9.08%
	<u>2019</u>	<u>2018</u>	<u>2017</u>	<u>2016</u>	<u>2015</u>
Contractually required contribution	\$ 222,898	\$ 223,232	\$ 179,484	\$ 151,742	\$ 149,590
Contributions in relation to the contractually required contribution	222,898	223,232	179,484	151,742	149,590
Contribution deficiency (excess)	<u>\$ -</u>	<u>\$ -</u>	<u>\$ -</u>	<u>\$ -</u>	<u>\$ -</u>
Blowing Rock's covered payroll	\$ 2,818,331	\$ 2,923,978	\$ 2,428,119	\$ 2,235,534	\$ 2,056,654
Contributions as a percentage of covered payroll	7.91%	7.63%	7.29%	6.79%	7.27%

This schedule is intended to show information for ten years. Additional years' information will be displayed as it becomes available.

**TOWN OF BLOWING ROCK, NORTH CAROLINA**

Schedule of Changes in Total Pension Liability  
 Law Enforcement Officers' Special Separation Allowance  
 Last Eight Fiscal Years

	<u>2024</u>	<u>2023</u>	<u>2022</u>	<u>2021</u>
Beginning Balance	\$ 365,004	\$ 425,333	\$ 381,931	\$ 314,622
Service Cost	21,508	21,505	25,745	10,878
Interest on the total pension liability	14,951	9,174	7,032	9,683
Changes of benefit terms	-	-	-	-
Differences between expected and actual experience in the measurement of the total pension liability	44,026	1,338	55,647	(531)
Changes of assumptions or other inputs	9,049	(57,139)	(9,815)	82,486
Benefit payments	(36,240)	(35,207)	(35,207)	(35,207)
Other changes	-	-	-	-
Ending balance of the total pension liability	<u>\$ 418,298</u>	<u>\$ 365,004</u>	<u>\$ 425,333</u>	<u>\$ 381,931</u>
	<u>2020</u>	<u>2019</u>	<u>2018</u>	<u>2017</u>
Beginning Balance	\$ 300,950	\$ 317,503	\$ 280,786	\$ 277,310
Service Cost	10,572	13,048	12,443	11,175
Interest on the total pension liability	10,341	9,791	10,614	9,693
Changes of benefit terms	-	-	-	-
Differences between expected and actual experience in the measurement of the total pension liability	18,511	(14,281)	8,872	-
Changes of assumptions or other inputs	7,967	(9,763)	16,392	(5,788)
Benefit payments	(33,719)	(15,348)	(11,604)	(11,604)
Other changes	-	-	-	-
Ending balance of the total pension liability	<u>\$ 314,622</u>	<u>\$ 300,950</u>	<u>\$ 317,503</u>	<u>\$ 280,786</u>

The amounts presented for each fiscal year were determined as of the prior fiscal year ending December 31.

This schedule is intended to show information for ten years. Additional years' information will be displayed as it becomes available.

**TOWN OF BLOWING ROCK, NORTH CAROLINA**  
Schedule of Pension Liability as a Percentage of Covered Payroll  
Law Enforcement Officers' Special Separation Allowance  
Last Eight Fiscal Years

	<u>2024</u>	<u>2023</u>	<u>2022</u>	<u>2021</u>
Total pension liability	\$ 418,298	\$ 365,004	\$ 425,333	\$ 381,931
Covered payroll	811,691	573,739	613,027	452,661
Total pension liability as a percentage of covered payroll	51.53%	63.62%	69.38%	84.37%
	<u>2020</u>	<u>2019</u>	<u>2018</u>	<u>2017</u>
Total pension liability	\$ 314,622	\$ 300,950	\$ 317,503	\$ 280,786
Covered payroll	432,332	450,078	462,909	414,828
Total pension liability as a percentage of covered payroll	72.77%	66.87%	68.59%	67.69%

Note to the schedules:

The Town of Blowing Rock has no assets accumulated in a trust that meets the criteria in paragraph 4 of GASB Statement 73 to pay related benefits.

This schedule is intended to show information for ten years. Additional years' information will be displayed as it becomes available.

**TOWN OF BLOWING ROCK, NORTH CAROLINA**  
Schedule of Changes in the Total OPEB Liability and Related Ratios  
Other Post Employment Benefits  
Last Seven Fiscal Years

	<u>2024</u>	<u>2023</u>	<u>2022</u>	<u>2021</u>
Service Cost	\$ 1,935	\$ 2,556	\$ 2,982	\$ 2,181
Interest on the Total OPEB Liability	2,721	1,928	1,436	2,042
Changes of Benefit Terms	-	-	25,941	-
Differences between expected and actual experience	3,003	998	390	709
Changes of assumptions or other inputs	(614)	(9,124)	2,180	7,379
Benefit payments	(7,487)	(8,834)	(7,627)	(5,307)
Net change in total OPEB liability	(442)	(12,476)	25,302	7,004
Total OPEB Liability - beginning	78,634	91,110	65,808	58,804
Total OPEB Liability - ending	<u>\$ 78,192</u>	<u>\$ 78,634</u>	<u>\$ 91,110</u>	<u>\$ 65,808</u>
Covered payroll	\$ 3,974,813	\$ 3,131,562	\$ 3,131,562	\$ 2,585,218
Total OPEB liability as a percentage of covered payroll	1.97%	2.51%	2.91%	2.55%
		<u>2020</u>	<u>2019</u>	<u>2018</u>
Service Cost		\$ 1,666	\$ 1,752	\$ 1,861
Interest on the Total OPEB Liability		1,912	-	-
Changes of Benefit Terms		-	1,843	1,653
Differences between expected and actual experience		6,344	(613)	(371)
Changes of assumptions or other inputs		1,986	(1,438)	(2,525)
Benefit payments		(4,473)	(3,795)	(3,725)
Net change in total OPEB liability		7,435	(2,251)	(3,107)
Total OPEB Liability - beginning		51,369	53,620	56,727
Total OPEB Liability - ending		<u>\$ 58,804</u>	<u>\$ 51,369</u>	<u>\$ 53,620</u>
Covered payroll		\$ 2,585,218	\$ 2,260,517	\$ 2,260,517
Total OPEB liability as a percentage of covered payroll		2.27%	2.27%	2.37%

**Notes to the Required Schedules:**

Changes of Assumptions: Changes of assumptions and other inputs reflect the effects of changes in the discount rate of each period. The following are the discount rates used in each period:

<u>Fiscal Year</u>	<u>Rate</u>
2018	3.59%
2019	3.89%
2020	3.50%
2021	2.21%
2022	2.16%
2023	3.54%
2024	3.65%

This schedule is intended to show information for ten years. Additional years' information will be displayed as it becomes available.

**TOWN OF BLOWING ROCK, NORTH CAROLINA**

Town of Blowing Rock's Proportionate Share of Net OPEB Liability - Retiree Health Benefit Fund  
Required Supplementary Information  
Last Eight Fiscal Years\*

Retiree Health Benefit Fund				
	<u>2024</u>	<u>2023</u>	<u>2022</u>	<u>2021</u>
Blowing Rock proportion of the net OPEB liability (asset) (%)	0.02474%	0.02149%	0.02116%	0.01861%
Blowing Rock proportion of the net OPEB liability (asset) (\$)	\$ 6,592,952	\$ 5,103,797	\$ 6,542,559	\$ 5,162,054
Blowing Rock covered payroll	\$ 4,578,880	\$ 4,197,996	\$ 3,075,426	\$ 2,878,094
Blowing Rock proportionate share of the net OPEB liability (asset) as a percentage of its covered payroll	143.99%	121.58%	212.74%	179.36%
Plan fiduciary net position as a percentage of the total OPEB liability**	10.73%	10.58%	7.72%	6.92%
	<u>2020</u>	<u>2019</u>	<u>2018</u>	<u>2017</u>
Blowing Rock proportion of the net OPEB liability (asset) (%)	0.01807%	0.01669%	0.01543%	0.01353%
Blowing Rock proportion of the net OPEB liability (asset) (\$)	\$ 5,716,124	\$ 4,754,310	\$ 5,058,674	\$ 5,884,069
Blowing Rock covered payroll	\$ 2,818,331	\$ 2,923,978	\$ 2,428,119	\$ 2,235,534
Blowing Rock proportionate share of the net OPEB liability (asset) as a percentage of its covered payroll	202.82%	174.19%	208.34%	263.21%
Plan fiduciary net position as a percentage of the total OPEB liability**	4.40%	4.40%	3.52%	2.41%

\* The amounts presented for each fiscal year were determined as of the prior fiscal year ending June 30.

\*\* This will be the same percentage for all participant employers in the LGERS plan.

This schedule is intended to show information for ten years. Additional years' information will be displayed as it becomes available.



**TOWN OF BLOWING ROCK, NORTH CAROLINA**  
Schedule of the Town of Blowing Rock's Contributions to the Retiree Health Benefit Fund  
Required Supplementary Information  
Last Eight Fiscal Years\*

Retiree Health Benefit Fund				
	<u>2024</u>	<u>2023</u>	<u>2022</u>	<u>2021</u>
Contractually required contribution	\$ 303,122	\$ 289,242	\$ 225,996	\$ 205,438
Contributions in relation to the contractually required contribution	303,122	289,242	225,996	205,438
Contribution deficiency (excess)	<u>\$ -</u>	<u>\$ -</u>	<u>\$ -</u>	<u>\$ -</u>
Blowing Rock's covered payroll	\$ 4,578,880	\$ 4,197,996	\$ 3,590,007	\$ 3,075,426
Contributions as a percentage of covered payroll	6.62%	6.89%	6.30%	6.68%
	<u>2020</u>	<u>2019</u>	<u>2018</u>	<u>2017</u>
Contractually required contribution	\$ 186,208	\$ 176,709	\$ 165,126	\$ 139,509
Contributions in relation to the contractually required contribution	186,208	176,709	165,126	139,509
Contribution deficiency (excess)	<u>\$ -</u>	<u>\$ -</u>	<u>\$ -</u>	<u>\$ -</u>
Blowing Rock's covered payroll	\$ 2,878,094	\$ 2,818,331	\$ 2,923,978	\$ 2,428,119
Contributions as a percentage of covered payroll	6.47%	6.27%	6.05%	5.75%

This schedule is intended to show information for ten years. Additional years' information will be displayed as it becomes available.

## MAJOR GOVERNMENTAL FUNDS

General Fund

Capital Project Fund - Various Projects

**TOWN OF BLOWING ROCK, NORTH CAROLINA**  
General Fund  
Statement of Revenues, Expenditures and Changes in Fund Balance  
Budget and Actual  
For the Year Ended June 30, 2024

	Final Budget	Actual	Variance Positive (Negative)
<b>Revenues</b>			
<b>Ad valorem Taxes</b>			
Taxes	\$ 6,445,957	\$ 6,589,584	\$ 143,627
Penalties and Interest	10,000	15,136	5,136
Total Ad Valorem Taxes:	6,455,957	6,604,720	148,763
<b>Other Taxes and Licenses</b>			
Occupancy tax	2,408,789	2,349,478	(59,311)
Total Other Taxes and Licenses:	2,408,789	2,349,478	(59,311)
<b>Unrestricted Intergovernmental Revenues</b>			
Local Option Sales Tax	3,146,090	2,976,138	(169,952)
Utility Franchise Tax	340,000	445,750	105,750
Telecommunications tax	15,500	16,623	1,123
Video programming	37,500	33,108	(4,392)
Beer and Wine Tax	5,500	6,696	1,196
ABC profit distribution	108,000	550,038	442,038
Total Unrestricted Intergovernmental:	3,652,590	4,028,353	375,763
<b>Restricted Intergovernmental Revenues</b>			
Powell Bill Allocation	82,500	91,078	8,578
Snow Removal	10,000	10,347	347
Solid Waste Disposal Tax	1,000	1,073	73
ABC revenue for law enforcement	25,000	14,141	(10,859)
Total Restricted Intergovernmental:	118,500	116,639	(1,861)
<b>Permits and Fees</b>			
Building Permits	80,975	126,676	45,701
Total Permits and Fees:	80,975	126,676	45,701
<b>Sales and Services</b>			
Recreation department	161,885	198,457	36,572
Recycling	96,690	97,771	1,081
Parking fines	5,150	6,430	1,280
Rental income	18,200	18,501	301
Total Sales and Services:	281,925	321,159	39,234
<b>Investment Earnings</b>	76,000	124,325	48,325
<b>Miscellaneous</b>			
Cemetery revenues	20,000	70,443	50,443
Solid waste fees	30,000	29,222	(778)
Zoning fees	12,000	18,197	6,197
Fire department contribution	391,012	213,591	(177,421)
Other	258,351	372,817	114,466
Total Miscellaneous:	711,363	704,270	(7,093)
<b>Total Revenues:</b>	13,786,099	14,375,620	589,521

**TOWN OF BLOWING ROCK, NORTH CAROLINA**  
General Fund  
Statement of Revenues, Expenditures and Changes in Fund Balance  
Budget and Actual  
For the Year Ended June 30, 2024

	Final Budget	Actual	Variance Positive (Negative)
<b>Expenditures</b>			
<b>Current:</b>			
<b>General Government:</b>			
Other Operating Expenditures	2,393,336	2,398,252	(4,916)
Total general government	2,393,336	2,398,252	(4,916)
<b>Governing Body</b>			
Salaries and Employee Benefits	47,970	47,495	475
Operating Expenditures	15,850	15,479	371
Total governing body	63,820	62,974	846
<b>Finance</b>			
Salaries and Employee Benefits	645,571	638,172	7,399
Operating Expenditures	1,512,428	1,319,293	193,135
Capital Outlay	22,300	19,419	2,881
Total finance	2,180,299	1,976,884	203,415
<b>Public Buildings</b>			
Operating Expenditures	103,677	100,337	3,340
Total public buildings	103,677	100,337	3,340
<b>Total general government:</b>	4,741,132	4,538,447	202,685
<b>Public Safety:</b>			
<b>Police:</b>			
Salaries and Employee Benefits	1,750,845	1,670,977	79,868
Operating Expenditures	205,718	190,897	14,821
Capital Outlay	297,528	300,982	(3,454)
Total police:	2,254,091	2,162,856	91,235
<b>Fire</b>			
Salaries and Employee Benefits	1,499,285	1,388,133	111,152
Operating Expenditures	75,750	47,120	28,630
Capital Outlay	16,670	19,645	(2,975)
Total fire:	1,591,705	1,454,898	136,807
<b>Inspections</b>			
Salaries and Employee Benefits	408,461	326,868	81,593
Operating Expenditures	32,950	28,887	4,063
Capital Outlay	35,000	34,643	357
Total inspections:	476,411	390,398	86,013
<b>Total public safety:</b>	4,322,207	4,008,152	314,055
<b>Transportation:</b>			
<b>Streets and Highways</b>			
Salaries and Employee Benefits	736,975	738,873	(1,898)
Operating Expenditures	660,275	541,355	118,920
Capital Outlay	121,920	90,060	31,860
Street Maintenance	16,656	-	16,656
Total transportation	1,535,826	1,370,288	165,538

**TOWN OF BLOWING ROCK, NORTH CAROLINA**  
General Fund  
Statement of Revenues, Expenditures and Changes in Fund Balance  
Budget and Actual  
For the Year Ended June 30, 2024

	Final Budget	Actual	Variance Positive (Negative)
<b>Environmental Protection:</b>			
<b>Solid Waste</b>			
Salaries and Employee Benefits	194,226	181,704	12,522
Operating Expenditures	173,530	167,485	6,045
Capital Outlay	30,170	30,733	(563)
Total environmental protection	397,926	379,922	18,004
<b>Cultural and Recreation:</b>			
<b>Parks and Recreation</b>			
Salaries and Employee Benefits	658,320	624,533	33,787
Other Operating Expenditures	994,324	943,418	50,906
Capital Outlay	46,848	46,847	1
Total cultural and recreational:	1,699,492	1,614,798	84,694
<b>BR Academy</b>			
Salaries and Employee Benefits	158,175	154,456	3,719
Other Operating Expenditures	18,292	17,618	674
Capital Outlay	35,518	35,518	-
Total BR Academy	211,985	207,592	4,393
<b>Debt Service:</b>			
Principal retirement	1,574,681	1,574,681	-
Interest and other charges	116,412	75,573	40,839
Total Debt Service:	1,691,093	1,650,254	40,839
<b>Total Expenditures:</b>	14,599,661	13,769,453	830,208
<b>Excess (Deficiency) of Revenues Over (Under)</b>	(813,562)	606,167	1,419,729
<b>Other Financing Sources (Uses):</b>			
Transfer from other funds:			
Capital Projects Fund	60,000	60,000	-
BRAAC	17,300	17,300	-
Transfer to other funds:			
Capital Projects Fund	(397,833)	(397,833)	-
Proceeds from debt issuance	622,015	518,700	103,315
Sales of capital assets	15,000	44,824	(29,824)
<b>Total Other Financing Sources (Uses)</b>	316,482	242,991	73,491
<b>Fund Balance Appropriated</b>	497,080	-	497,080
<b>Net Change in Fund Balance</b>	\$ -	849,158	\$ 849,158
Fund balance, beginning		8,234,281	
Prior Period Adjustment - See Note VI		(202,741)	
Total beginning fund balance, restated		8,031,540	
Fund balance, ending		\$ 8,880,698	

**TOWN OF BLOWING ROCK, NORTH CAROLINA**  
 Capital Project Fund - Various Projects  
 Schedule of Revenues, Expenditures, and Changes in Fund Balance  
 Budget and Actual  
 From Inception and for the Year Ended June 30, 2024

	Project Authorization	Prior Years	Actual Current Year	Closed Projects	Total to Date	Variance Positive (Negative)
<b>Revenues</b>						
Restricted intergovernmental:						
Contributions and grants	\$ 4,867,399	\$ 1,245,469	\$ 115,762	\$ -	\$ 1,361,231	\$ (3,506,168)
Other revenues:						
Miscellaneous	96,225	22,119	-	-	22,119	(74,106)
Investment income	61,993	198,598	43,282	-	241,880	179,887
<b>Total Revenues</b>	<u>5,025,617</u>	<u>1,466,186</u>	<u>159,044</u>	<u>-</u>	<u>1,625,230</u>	<u>(3,400,387)</u>
<b>Expenditures</b>						
Recreation projects						
Capital Outlay:						
Culture and recreation	2,622,581	1,085,753	913,292	(1,083,138)	915,907	1,706,674
<b>Total</b>	<u>2,622,581</u>	<u>1,085,753</u>	<u>913,292</u>	<u>(1,083,138)</u>	<u>915,907</u>	<u>1,706,674</u>
Streets and sidewalks projects						
Capital Outlay:						
Transportation	7,005,203	3,009,668	323,981	(378,425)	2,955,224	4,049,979
<b>Total</b>	<u>7,005,203</u>	<u>3,009,668</u>	<u>323,981</u>	<u>(378,425)</u>	<u>2,955,224</u>	<u>4,049,979</u>
Public Works						
Capital Outlay:						
Public buildings and facilities	72,898	162,458	(140)	-	162,318	(89,420)
<b>Total</b>	<u>72,898</u>	<u>162,458</u>	<u>(140)</u>	<u>-</u>	<u>162,318</u>	<u>(89,420)</u>
Public safety projects						
Capital Outlay:						
Public safety	35,355	36,724	-	-	36,724	(1,369)
<b>Total</b>	<u>35,355</u>	<u>36,724</u>	<u>-</u>	<u>-</u>	<u>36,724</u>	<u>(1,369)</u>
General government:						
Capital outlay:						
General government	3,181,059	294,580	286,773	-	581,353	2,599,706
<b>Total</b>	<u>3,181,059</u>	<u>294,580</u>	<u>286,773</u>	<u>-</u>	<u>581,353</u>	<u>2,599,706</u>
<b>Total Expenditures</b>	<u>12,917,096</u>	<u>4,589,183</u>	<u>1,523,906</u>	<u>(1,461,563)</u>	<u>4,651,526</u>	<u>8,265,570</u>

**TOWN OF BLOWING ROCK, NORTH CAROLINA**  
 Capital Project Fund - Various Projects  
 Schedule of Revenues, Expenditures, and Changes in Fund Balance  
 Budget and Actual  
 From Inception and for the Year Ended June 30, 2024

	Project Authorization	Prior Years	Actual Current Year	Closed Projects	Total to Date	Variance Positive (Negative)
Excess (Deficiency) of Revenues Over Expenditures	(7,891,479)	(3,122,997)	(1,364,862)	1,461,563	(3,026,296)	4,865,183
<b>Other financing sources (uses):</b>						
Operating transfers in:						
General Fund	3,292,311	2,138,491	397,833	(511,138)	2,025,186	(1,267,125)
BRAAC	11,000	8,000	-	-	8,000	(3,000)
Operating transfers out:						
General Fund	(1,559,433)	(681,785)	(60,000)	-	(741,785)	817,648
Proceeds from long-term debt	5,897,988	3,174,338	-	(798,425)	2,375,913	(3,522,075)
Discount on debt issued	-	(55,587)	-	-	(55,587)	(55,587)
Capital contributions	-	-	152,000	(152,000)	-	-
Bond premiums on debt issued	249,613	328,732	58,497	-	387,229	137,616
<b>Total Other Financing Sources (Uses)</b>	<u>7,891,479</u>	<u>4,912,189</u>	<u>548,330</u>	<u>(1,461,563)</u>	<u>3,998,956</u>	<u>(3,892,523)</u>
Appropriated Fund Balance	-	-	-	-	-	-
Net Change in Fund Balance	<u>\$ -</u>	<u>\$ 1,789,192</u>	<u>(816,532)</u>	<u>\$ -</u>	<u>\$ 972,660</u>	<u>\$ 972,660</u>
Fund Balance - Beginning of Year			<u>1,789,192</u>			
Fund Balance - End of Year			<u>\$ 972,660</u>			

## NON-MAJOR GOVERNMENT FUNDS



**TOWN OF BLOWING ROCK, NORTH CAROLINA**

Non-Major Funds  
Combining Balance Sheet  
June 30, 2024

	Appearance Advisory Commission	American Rescue Plan Act Fund	Total
<b>Assets:</b>			
Cash and cash equivalents	\$ 57,778	\$ -	\$ 57,778
Restricted Cash and cash equivalents	-	241,104	241,104
Total assets	<u>57,778</u>	<u>241,104</u>	<u>298,882</u>
<b>Liabilities, Deferred Inflows of Resources, and Fund Balances:</b>			
<b>Liabilities:</b>			
Accounts Payable	11,683	-	11,683
Unspent Grant Proceeds	-	241,104	241,104
Total liabilities	<u>11,683</u>	<u>241,104</u>	<u>252,787</u>
<b>Fund Balance:</b>			
Assigned:			
Beautification	<u>46,095</u>	-	<u>46,095</u>
Total fund balance	<u>46,095</u>	-	<u>46,095</u>
Total liabilities, deferred inflows of resources, and fund balances	<u>\$ 57,778</u>	<u>\$ 241,104</u>	<u>\$ 298,882</u>

**TOWN OF BLOWING ROCK, NORTH CAROLINA**  
Non-Major Funds  
Combining Statement of Revenues, Expenditures, and Changes in Fund Balance  
For the Year Ended June 30, 2024

	Appearance Advisory Commission	American Rescue Plan Act Fund	Total
<b>Revenues:</b>			
Other	\$ 37,738	\$ -	\$ 37,738
<b>Total Revenues</b>	<u>37,738</u>	<u>-</u>	<u>37,738</u>
<b>Expenditures:</b>			
Cultural and Recreation	24,689	-	24,689
<b>Total Expenditures</b>	<u>24,689</u>	<u>-</u>	<u>24,689</u>
Excess (Deficiency) of Revenues Over Expenditures	<u>13,049</u>	<u>-</u>	<u>13,049</u>
<b>Other Financing Sources (Uses)</b>			
Transfers to General Fund	(17,300)	-	(17,300)
Total Other Financing Sources (Uses)	<u>(17,300)</u>	<u>-</u>	<u>(17,300)</u>
Net Change in Fund Balance	(4,251)	-	(4,251)
Fund Balance, beginning of year	<u>50,346</u>	<u>77,072</u>	<u>127,418</u>
Prior Period Adjustments, Note VI	<u>-</u>	<u>(77,072)</u>	<u>(77,072)</u>
Fund Balance, end of year	<u>\$ 46,095</u>	<u>\$ -</u>	<u>\$ 46,095</u>

**TOWN OF BLOWING ROCK, NORTH CAROLINA**  
Special Revenue Fund- Appearance Advisory Commission  
Statement of Revenues, Expenditures and Changes in Fund Balance  
Budget and Actual  
For the Year Ended June 30, 2024

	Final Budget	Actual	Variance Positive (Negative)
<b>Revenues</b>			
Donations	\$ 37,370	\$ 37,738	\$ 368
Miscellaneous	50	-	(50)
<b>Total Revenues</b>	<u>37,420</u>	<u>37,738</u>	<u>318</u>
<b>Expenditures</b>			
Cultural and recreation:			
Beautification	26,000	20,067	5,933
Miscellaneous	6,420	4,622	1,798
<b>Total Expenditures</b>	<u>32,420</u>	<u>24,689</u>	<u>7,731</u>
Excess Revenue Over (Under) Expenditures	<u>5,000</u>	<u>13,049</u>	<u>8,049</u>
<b>Other financing sources (uses)</b>			
Transfers to General Fund	(17,300)	(17,300)	-
Appropriated fund balance	12,300	-	(12,300)
<b>Total Other Financing Sources (Uses)</b>	<u>(5,000)</u>	<u>(17,300)</u>	<u>(12,300)</u>
Net Change in Fund Balance	<u>\$ -</u>	<u>(4,251)</u>	<u>\$ (4,251)</u>
Fund balance, beginning		<u>50,346</u>	
Fund balance, ending		<u>\$ 46,095</u>	

**TOWN OF BLOWING ROCK, NORTH CAROLINA**  
American Rescue Plan Act Fund  
Schedule of Revenues, Expenditures, and Changes in Fund Balance  
Budget and Actual  
For the Year Ended June 30, 2024

		Actual				Variance
	Project Authorization	Restated Prior Years	Current Year	Closed Projects	Total to Date	Positive (Negative)
<b>Revenues</b>						
Restricted intergovernmental:						
Contributions and grants	\$ 463,615	\$ 38,280	\$ -	\$ -	\$ 38,280	\$ (425,335)
<b>Total Revenues</b>	<u>463,615</u>	<u>38,280</u>	<u>-</u>	<u>-</u>	<u>38,280</u>	<u>(425,335)</u>
Excess (Deficiency) of Revenues Over Expenditures	<u>463,615</u>	<u>38,280</u>	<u>-</u>	<u>-</u>	<u>38,280</u>	<u>(425,335)</u>
<b>Other Financing Sources (Uses)</b>						
Transfers to Water & Sewer Fund	<u>(463,615)</u>	<u>(38,280)</u>	<u>-</u>	<u>-</u>	<u>(38,280)</u>	<u>425,335</u>
<b>Total Expenditures</b>	<u>(463,615)</u>	<u>(38,280)</u>	<u>-</u>	<u>-</u>	<u>(38,280)</u>	<u>425,335</u>
Net Change in Fund Balance	<u>\$ -</u>	<u>\$ -</u>	<u>-</u>	<u>\$ -</u>	<u>\$ -</u>	<u>\$ -</u>
Fund Balance - Beginning of Year, restated			<u>-</u>			
Fund Balance - End of Year			<u>\$ -</u>			

ENTERPRISE FUNDS

# TOWN OF BLOWING ROCK, NORTH CAROLINA

## Water and Sewer Fund Schedule of Revenues and Expenditures Budget and Actual (Non-GAAP) For the Year Ended June 30, 2024

	Final Budget	Actual	Variance Positive (Negative)
<b>Revenues</b>			
<b>Operating Revenues</b>			
Water Sales:			
Residential	\$ 1,262,064	\$ 1,196,908	\$ (65,156)
Interconnect charges	13,500	13,573	73
Impact fees	27,000	35,100	8,100
<b>Total</b>	<b>1,302,564</b>	<b>1,245,581</b>	<b>(56,983)</b>
Sewer Charges:			
Residential	1,104,550	993,307	(111,243)
Sewer CIP surcharge	30,000	33,300	3,300
<b>Total</b>	<b>1,134,550</b>	<b>1,026,607</b>	<b>(107,943)</b>
Water and Sewer taps	13,000	30,500	17,500
Other operating revenues	11,000	18,372	7,372
<b>Total</b>	<b>24,000</b>	<b>48,872</b>	<b>24,872</b>
<b>Total Operating Revenues</b>	<b>2,461,114</b>	<b>2,321,060</b>	<b>(140,054)</b>
<b>Nonoperating Revenues</b>			
Interest earnings	6,000	28,884	22,884
<b>Total Nonoperating Revenues</b>	<b>6,000</b>	<b>28,884</b>	<b>22,884</b>
<b>Total Revenues</b>	<b>2,467,114</b>	<b>2,349,944</b>	<b>(117,170)</b>
<b>Expenditures</b>			
Water and Sewer Administration:			
Salaries and employee benefits	165,264	150,657	14,607
Other operating expenses	357,901	347,447	10,454
<b>Total</b>	<b>523,165</b>	<b>498,104</b>	<b>25,061</b>
Water and Sewer Plant Operations:			
Salaries and employee benefits	497,380	499,234	(1,854)
Utilities	128,500	144,860	(16,360)
Other operating expenditures	195,110	166,524	28,586
<b>Total</b>	<b>820,990</b>	<b>810,618</b>	<b>10,372</b>
Water and Sewer Field Operations :			
Salaries and employee benefits	311,643	321,580	(9,937)
Other operating expenditures	241,510	193,939	47,571
Capital outlay	141,640	85,723	55,917
<b>Total</b>	<b>694,793</b>	<b>601,242</b>	<b>93,551</b>

**TOWN OF BLOWING ROCK, NORTH CAROLINA**

Water and Sewer Fund  
Schedule of Revenues and Expenditures  
Budget and Actual (Non-GAAP)  
For the Year Ended June 30, 2024

	Final Budget	Actual	Variance Positive (Negative)
<b>Debt Service:</b>			
Interest and other charges	167,216	167,216	-
Principal retirement	466,517	466,517	-
<b>Total</b>	<u>633,733</u>	<u>633,733</u>	<u>-</u>
<b>Total Expenditures</b>	<u>2,672,681</u>	<u>2,543,697</u>	<u>128,984</u>
<b>Revenues Over (Under) Expenditures</b>	<u>(205,567)</u>	<u>(193,753)</u>	<u>11,814</u>
<b>Other Financing Sources (Uses):</b>			
Transfers in from Water Sewer Capital Project	37,824	37,824	-
Proceeds from issuance of Installment Debt	121,970	146,300	24,330
Appropriated fund balance	45,773	-	(45,773)
<b>Total Other Financing Sources (Uses)</b>	<u>205,567</u>	<u>184,124</u>	<u>(21,443)</u>
Revenues and other financing sources over (under) expenditures and other financing uses	<u>\$ -</u>	<u>(9,629)</u>	<u>\$ (9,629)</u>
<b>Reconciliation from Budgetary Basis (Modified Accrual) to Full Accrual:</b>			
Reconciling items:			
Principal retirement		466,517	
Depreciation		(517,260)	
Capital Outlay		110,426	
Proceeds from issuance of Installment Debt		(146,300)	
(Increase) decrease in accrued vacation pay		(8,412)	
Increase (decrease) in deferred outflows of resources - pensions and OPEB		181,451	
(Increase) decrease in net pension liability		(140,212)	
(Increase) decrease in OPEB liability		(238,195)	
(Increase) decrease in deferred inflows of resources - pensions and OPEB		97,091	
Expensed Items - Water & Sewer Capital Project		(316)	
Interest income from Water & Sewer Capital Projects		74,466	
Contributions & grant proceeds from Water & Sewer Capital Projects		2,756,031	
Transfers in/out from Water & Sewer Capital Projects		(37,824)	
Total Reconciling Items		<u>2,597,463</u>	
<b>Change in Net Position</b>		<u>\$ 2,587,834</u>	

**TOWN OF BLOWING ROCK, NORTH CAROLINA**

Water and Sewer Capital Projects Fund

Schedule of Revenues and Expenditures

Budget and Actual (Non-GAAP)

From Inception and for the Year Ended June 30, 2024

	Project Authorization	Actual			Total to Date	Variance Positive (Negative)
		Prior Years	Current Year	Closed Projects		
<b>Revenues</b>						
Investment earnings	\$ 46,030	\$ 112,403	\$ 74,466	\$ -	\$ 186,869	\$ 140,839
Contributions and grant proceeds	4,865,760	38,726	2,756,031	-	2,794,757	(2,071,003)
Miscellaneous income	33,750	533	-	-	533	(33,217)
<b>Total Revenues</b>	<u>4,945,540</u>	<u>151,662</u>	<u>2,830,497</u>	<u>-</u>	<u>2,982,159</u>	<u>(1,963,381)</u>
<b>Expenditures</b>						
Construction	7,043,297	1,219,772	2,838,091	-	4,057,863	2,985,434
Engineering and permitting	761,390	297,015	303,287	-	600,302	161,088
<b>Total</b>	<u>7,804,687</u>	<u>1,516,787</u>	<u>3,141,378</u>	<u>-</u>	<u>4,658,165</u>	<u>3,146,522</u>
Debt service:						
Interest expense	625,000	17,971	-	-	17,971	607,029
Bond issuance costs on debt issued	24,430	31,245	316	-	31,561	(7,131)
<b>Total</b>	<u>649,430</u>	<u>49,216</u>	<u>316</u>	<u>-</u>	<u>49,532</u>	<u>599,898</u>
Contingency	317,793	-	-	-	-	317,793
<b>Total Expenditures</b>	<u>8,771,910</u>	<u>1,566,003</u>	<u>3,141,694</u>	<u>-</u>	<u>4,707,697</u>	<u>4,064,213</u>
<b>Revenues Over (Under) Expenditures</b>	<u>(3,826,370)</u>	<u>(1,414,341)</u>	<u>(311,197)</u>	<u>-</u>	<u>(1,725,538)</u>	<u>2,100,832</u>
<b>Other Financing Sources (Uses):</b>						
Transfer from Water & Sewer Fund	1,017,425	1,391,277	-	-	1,391,277	373,852
Transfer from General Fund	326,430	362,358	-	-	362,358	35,928
Transfer to Water & Sewer Fund	(378,163)	(517,102)	(37,824)	-	(554,926)	(176,763)
Proceeds from long-term debt	999,048	1,425,660	-	-	1,425,660	426,612
Bond premiums on debt issued	637,430	670,005	-	-	670,005	32,575
Unexpected loan proceeds returned	1,200,000	(425,500)	-	-	(425,500)	(1,625,500)
Appropriated fund balance	24,200	-	-	-	-	(24,200)
<b>Total Other Financing Sources (Uses)</b>	<u>3,826,370</u>	<u>2,906,698</u>	<u>(37,824)</u>	<u>-</u>	<u>2,868,874</u>	<u>(957,496)</u>
<b>Revenues and Other Financing Sources Over (Under) Expenditures and Other Financing Uses</b>	<u>\$ -</u>	<u>\$ 1,492,357</u>	<u>\$ (349,021)</u>	<u>\$ -</u>	<u>\$ 1,143,336</u>	<u>\$ 1,143,336</u>



## OTHER SCHEDULES

Schedule of Ad Valorem Taxes Receivable

Analysis of Current Tax Levy - Town-Wide

Analysis of Current Year Levy - Town-Wide Levy

# TOWN OF BLOWING ROCK, NORTH CAROLINA

## Schedule of Ad Valorem Taxes Receivable June 30, 2024

<u>Fiscal Year</u>	<u>Uncollected Balance July 1, 2023</u>	<u>Additions</u>	<u>Collections and Credits</u>	<u>Uncollected Balance June 30, 2024</u>
2023-24	\$ -	\$ 6,573,974	\$ 6,533,005	\$ 40,969
2022-23	40,696	-	35,945	4,751
2021-22	26,832	-	23,808	3,024
2020-21	16,772	-	11,753	5,019
2019-20	2,159	-	218	1,941
2018-19	1,618	-	83	1,535
2017-18	2,146	-	80	2,066
2016-17	3,602	-	74	3,528
2015-16	855	-	72	783
2014-15	1,540	-	67	1,473
2013-14	3,760	-	3,760	-
	<u>\$ 99,980</u>	<u>\$ 6,573,974</u>	<u>\$ 6,608,865</u>	<u>65,089</u>
Less: Allowance for Uncollectible Ad Valorem Taxes Receivable:				
General Fund				<u>20,060</u>
Ad Valorem Taxes Receivable, net				<u>\$ 45,029</u>
<b>Reconciliation with Revenues:</b>				
Taxes, ad valorem, General Fund				\$ 6,604,720
Reconciling Items:				
Amounts written off per Statute of Limitations				3,760
Adjustments to prior year taxes				15,521
Penalties and interest				<u>(15,136)</u>
Total Collections and Credits				<u>\$ 6,608,865</u>

# TOWN OF BLOWING ROCK, NORTH CAROLINA

## Analysis of Current Year Levy - Town-Wide Levy June 30, 2024

	Town-Wide			Total Levy	
	Property Valuation	Rate	Total Levy	Property Excluding Registered Motor Vehicles	Registered Motor Vehicles
<b>Original Levy:</b>					
Property taxed at current rate	\$1,794,481,664	\$ 0.39	\$ 6,452,415	\$ 6,452,415	\$ -
Registered motor vehicles taxed	31,936,923	0.39	128,862	-	128,862
<b>Total</b>	<u>1,826,418,587</u>		<u>6,581,277</u>	<u>6,452,415</u>	<u>128,862</u>
<b>Abatements</b>	<u>(1,872,564)</u>	0.39	<u>(7,303)</u>	<u>(7,303)</u>	<u>-</u>
<b>Total Property Valuations</b>	<u><u>\$1,824,546,023</u></u>				
<b>Net Levy</b>			6,573,974	6,445,112	128,862
Less uncollected taxes at June 30, 2024			<u>40,969</u>	<u>40,969</u>	<u>-</u>
<b>Current Year's Taxes Collected</b>			<u>\$ 6,533,005</u>	<u>\$ 6,404,143</u>	<u>\$ 128,862</u>
<b>Current Levy Collection Percentage</b>			<u>99.38%</u>	<u>99.36%</u>	<u>100.00%</u>

**TOWN OF BLOWING ROCK, NORTH CAROLINA**

Analysis of Current Year Levy - Town-Wide Levy  
For the Year Ended June 30, 2024

---

**Secondary Market Disclosures:**

**Assessed Valuation:**

Assessment ratio	100.00%
Real property	\$ 1,789,741,852
Personal property	26,622,978
Public service companies	8,181,193
<b>Total Assessed Valuation</b>	<b>\$ 1,824,546,023</b>

<b>Tax Rate Per \$100</b>	0.3900
---------------------------	--------

<b>Levy (includes discoveries, releases, and abatements, excludes penalties)</b>	<b>\$ 6,573,974</b>
--	---------------------

## COMPLIANCE SECTION



**Thompson, Price, Scott, Adams & Co, P.A.**

P.O. Box 398

1626 S Madison Street

Whiteville, NC 28472

Telephone (910) 642-2109

Fax (910) 642-5958

Alan W. Thompson, CPA

R. Bryon Scott, CPA

Gregory S. Adams, CPA

**Report On Internal Control Over Financial Reporting And On Compliance and  
Other Matters Based On An Audit Of Financial Statements Performed In Accordance With  
*Government Auditing Standards***

**Independent Auditors' Report**

To the Honorable Mayor and  
Members of the Town Council  
Town of Blowing Rock, North Carolina

We have audited, in accordance with the auditing standards generally accepted in the United States of America and the standards applicable to financial audits contained in *Government Auditing Standards* issued by the Comptroller General of the United States, the financial statements of the governmental activities, the business type activities, the aggregate discretely presented component units, each major fund, and the aggregate remaining fund information of Town of Blowing Rock, North Carolina, as of and for the year ended June 30, 2024, and the related notes to the financial statements, which collectively comprises Town of Blowing Rock's basic financial statements, and have issued our report thereon dated December 23, 2024. Our report includes references to the Town of Blowing Rock Board of Alcoholic Beverage Control & Town of Blowing Rock Tourism Development Authority, as described in our report on the Town of Blowing Rock's financial statements. This report does not include the results of the other auditors' testing of internal control over financial reporting or compliance and other matters that are reported separately by those auditors. The financial statements of the Town of Blowing Rock Alcoholic Beverage Control & Town of Blowing Rock Tourism Development Authority were not audited in accordance with *Government Auditing Standards*.

**Report on Internal Control Over Financial Reporting**

In planning and performing our audit of the financial statements, we considered Town of Blowing Rock's internal control over financial reporting (internal control) as a basis for designing audit procedures that are appropriate in the circumstances for the purpose of expressing our opinions on the financial statements, but not for the purpose of expressing an opinion on the effectiveness of Town of Blowing Rock's internal control. Accordingly, we do not express an opinion on the effectiveness of the Town's internal control.

A deficiency in internal control exists when the design or operation of a control does not allow management or employees, in the normal course of performing their assigned functions, to prevent or detect and correct misstatements on a timely basis. A material weakness is a deficiency, or a combination of deficiencies, in internal control such that there is a reasonable possibility that a material misstatement of the entity's financial statements will not be prevented or detected and corrected on a timely basis. A significant deficiency is a deficiency or combination of deficiencies, in internal control that is less severe than a material weakness, yet important enough to merit attention by those charged with governance.

Members

American Institute of CPAs - N.C. Association of CPAs – AICPA's Private Companies Practice Section

Our consideration of internal control was for the limited purpose described in the first paragraph of this section and was not designed to identify all deficiencies in internal control that might be material weaknesses or significant deficiencies and therefore, material weaknesses or significant deficiencies may exist that were not identified. Given these limitations, during our audit we did not identify any deficiencies in internal control that we consider material weaknesses. We did identify certain deficiencies in internal control, described in the accompanying schedule of findings and responses as item 2024-01 that we consider to be a significant deficiency.

#### Report on Compliance and Other Matters

As part of obtaining reasonable assurance about whether Town of Blowing Rock's financial statements are free from material misstatement, we performed tests of its compliance with certain provisions of laws, regulations, contracts, and grant agreements, noncompliance with which could have a direct and material effect on the determination of financial statement. However, providing an opinion on compliance with those provisions was not an objective of our audit, and accordingly, we do not express such an opinion. The results of our tests disclosed no instances of noncompliance or other matters that are required to be reported under *Government Auditing Standards*.

#### Town of Blowing Rock's Response to Findings


*Government Auditing Standards* require the auditor to perform limited procedures on the Town of Blowing Rock's response to the finding identified in our audit are described in the accompanying schedule of findings and responses. The Town's response we not subjected to the auditing procedures applied in the audit of the financial statements and, accordingly, we express no opinion on it.

#### Purpose of this Report

The purpose of this report is solely to describe the scope of our testing of internal control and compliance and the result of that testing, and not to provide an opinion on the effectiveness of the entity's internal control or on compliance. This report is an integral part of an audit performed in accordance with *Government Auditing Standards* in considering the entity's internal control and compliance. Accordingly, this communication is not suitable for any other purpose.

Thompson, Price, Scott, Adams & Co., P.A.

Thompson, Price, Scott, Adams & Co., P.A.  
Whiteville, NC  
December 30, 2024



**Thompson, Price, Scott, Adams & Co, P.A.**

P.O. Box 398

1626 S Madison Street

Whiteville, NC 28472

Telephone (910) 642-2109

Fax (910) 642-5958

Alan W. Thompson, CPA

R. Bryon Scott, CPA

Gregory S. Adams, CPA

**Report On Compliance With Requirements Applicable To Each Major Federal  
Program And Internal Control Over Compliance In Accordance With OMB  
Uniform Guidance and the State Single Audit Implementation Act**

**Independent Auditors' Report**

To the Honorable Mayor and  
Members of the Town Council  
Town of Blowing Rock, North Carolina

Report on Compliance for Each Major Federal Program

Opinion on Each Major Federal Program

We have audited Town of Blowing Rock, North Carolina, compliance with the types of compliance requirements described in the OMB Compliance Supplement and the Audit Manual for Governmental Auditors in North Carolina, issued by the Local Government Commission, that could have a direct and material effect on each of the Town of Blowing Rock's major federal programs for the year ended June 30, 2024. Town of Blowing Rock's major federal programs are identified in the summary of auditor's results section of the accompanying schedule of findings and questioned costs.

In our opinion, the Town of Blowing Rock complied, in all material respects, with the types of compliance requirements referred to above that could have a direct and material effect on each of its major federal programs for the year ended June 30, 2024.

Basis for Opinion on Each Major Federal Program

We conducted our audit of compliance in accordance with auditing standards generally accepted in the United States of America; the standards applicable to financial audits contained in *Government Auditing Standards*, issued by the Comptroller General of the United States; and the audit requirements of Title 2 U.S. Code of Federal Regulations Part 200, *Uniform Administrative Requirements, Cost Principles, and Audit Requirements for Federal Awards (Uniform Guidance)* and the *State Single Audit Implementation Act*. Our responsibilities under those standards and the Uniform Guidance are further described in the Auditor's Responsibilities for the Audit of Compliance section of our report.

We are required to be independent of Town of Blowing Rock and to meet our other ethical responsibilities, in accordance with relevant ethical requirements relating to our audit. We believe that the audit evidence we have obtained is sufficient and appropriate to provides a reasonable basis for our opinion on compliance for each major federal program. Our audit does not provide a legal determination of the Town of Blowing Rock's compliance with the compliance requirements referred to above.

Members

American Institute of CPAs - N.C. Association of CPAs – AICPA's Private Companies Practice Section



### Responsibilities of Management for Compliance

Management is responsible for compliance with the requirements referred to above and for the design, implementation, and maintenance of effective internal control over compliance with the requirements of laws, statutes, regulations, rules and provisions of contracts or grant agreements applicable to Town of Blowing Rock federal programs.

### Auditor's Responsibilities for the Audit of Compliance

Our objectives are to obtain reasonable assurance about whether material noncompliance with the compliance requirements referred to above occurred, whether due to fraud or error, and express an opinion on Town of Blowing Rock's compliance based on our audit. Reasonable assurance is a high level of assurance but is not absolute assurance and therefore is not a guarantee that an audit conducted in accordance with GAAS, *Government Auditing Standards*, and the Uniform Guidance will always detect material noncompliance when it exists. The risk of not detecting material noncompliance resulting from fraud is higher than for that resulting from error, as fraud may involve collusion, forgery, intentional omissions, misrepresentations, or the override of internal control. Noncompliance with the compliance requirements referred to above is considered material, if there is a substantial likelihood that, individually or in the aggregate, it would influence the judgment made by a reasonable user of the report on compliance about Town of Blowing Rock's compliance with the requirements of each major federal program as a whole.

In performing an audit in accordance with GAAS, *Government Auditing Standards*, and the Uniform Guidance, we

- exercise professional judgment and maintain professional skepticism throughout the audit.
- identify and assess the risks of material noncompliance, whether due to fraud or error, and design and perform audit procedures responsive to those risks. Such procedures include examining, on a test basis, evidence regarding Town of Blowing Rock's compliance with the compliance requirements referred to above and performing such other procedures as we considered necessary in the circumstances.
- obtain an understanding of Town of Blowing Rock's internal control over compliance relevant to the audit in order to design audit procedures that are appropriate in the circumstances and to test and report on internal control over compliance in accordance with the Uniform Guidance, but not for the purpose of expressing an opinion on the effectiveness of Town of Blowing Rock's internal control over compliance. Accordingly, no such opinion is expressed.

We are required to communicate with those charged with governance regarding, among other matters, the planned scope and timing of the audit and any significant deficiencies and material weaknesses in internal control over compliance that we identified during the audit.

### Report on Internal Control Over Compliance

A deficiency in internal control over compliance exists when the design or operation of a control over compliance does not allow management or employees, in the normal course of performing their assigned functions, to prevent, or detect and correct, noncompliance with a type of compliance requirement of a federal program on a timely basis. A material weakness in internal control over compliance is a deficiency, or a combination of deficiencies, in internal control over compliance, such that there is a reasonable possibility that material noncompliance with a type of compliance requirement of a federal program will not be prevented, or detected and corrected, on a timely basis. A significant deficiency in internal control over compliance is a deficiency, or combination of deficiencies, in internal control over compliance with a type of compliance requirement of a federal program that is less severe than a material weakness in internal control over compliance, yet important enough to merit attention by those charged with governance

Our consideration of internal control over compliance was for the limited purpose described in Auditor's Responsibilities for the Audit of Compliance section and above and was not designed to identify all deficiencies in internal control over compliance that might be material weaknesses or significant deficiencies or material weaknesses in internal control over compliance. Given these limitations, during our audit, we did not identify any deficiencies in internal control over compliance that we consider to be material weaknesses. However, material weaknesses or significant deficiencies may exist that were not identified.

Our audit was not designed for the purpose of expressing an opinion on the effectiveness of internal control over compliance. Accordingly, no such opinion is expressed.

The purpose of this report on internal control over compliance is solely to describe the scope of our testing of internal control over compliance and the results of that testing based on the requirements of the Uniform Guidance. Accordingly, this report is not suitable for any other purpose.

Thompson, Price, Scott, Adams & Co., P.A.

Thompson, Price, Scott, Adams & Co., P.A.  
Whiteville, NC  
December 23, 2024

## TOWN OF BLOWING ROCK, NORTH CAROLINA

Schedule of Findings and Responses  
For the Year Ended June 30, 2024

---

### Section I. Summary of Auditor's Results

---

#### Financial Statements

Type of report the auditor issued on whether the financial statements were prepared in accordance to GAAP: Unmodified

Internal control over financial reporting:

- Material Weakness(es) identified? ☐ yes ☒ no
- Significant Deficiency(s) identified? ☒ yes ☐ none reported

Noncompliance material to financial statements noted ☐ yes ☒ no

#### Federal Awards

Internal control over major federal programs:

- Material Weakness(es) identified? ☐ yes ☒ no
- Significant Deficiency(s) identified? ☐ yes ☒ none reported

Type of auditor's report issued on compliance for major federal programs: Unmodified

Any audit findings disclosed that are required to be reported in accordance with 2 CFR 200.516(a)? ☐ yes ☒ no

Identification of major federal programs:

<u>AL #</u>	<u>Program Name</u>
20.217	American Rescue Plan Act

Dollar threshold used to distinguish between Type A and Type B Programs \$ 750,000

Auditee qualified as low-risk auditee? ☐ yes ☒ no

## TOWN OF BLOWING ROCK, NORTH CAROLINA

### Schedule of Findings and Responses For the Year Ended June 30, 2024

---

#### Section II. Financial Statement Findings

---

##### **Finding 2024-001      Correction of an Error in Previously Issued Financial Statements**

###### **SIGNIFICANT DEFICIENCY**

Criteria:	Management should have a system in place to verify that debt balances are recorded at the proper amount and debt payments are classified correctly.
Condition:	Adjustments were recorded that decreased net position for Governmental activities by \$297,113 and increased net position in the Water & Sewer Fund by \$79,159. On the Governmental activities, the adjustments were to record a correction to opening bonds payable (net decrease of \$17,300), an opening receivables balance adjustment from the Fire Department to decrease receivables by \$207,774, a reduction in ARPA fund opening balance of \$77,072 due to a transfer out, and an opening balance adjustment to a general fund escrow account to close the balance, resulting in an increase of \$5,033. The decrease in receivables is also reflected as a prior period adjustment on the General Fund of \$207,774. On the Water & Sewer Fund, the adjustments were to record a correction to opening bonds payable (net decrease of \$2,591) and an increase of \$81,750 to eliminate an outstanding payable to the project for Quail Hollow.
Effect:	The Town's management and other users of the financial statements do not have accurate information for decisions-making and monitoring of the Town's financial position and adherence to laws, regulations, and other requirements. Errors in financial reporting could occur and not be detected.
Cause:	Inadequate review of ending loan balances per the audited financial statements, and improper maintenance of debt service schedule records.
Identification of a repeat finding:	This is a repeat finding from the immediate previous audit, 2023-001.
Recommendation:	The Town should review the ledger and financial documents regularly to ensure that necessary adjustments are made timely and correctly during the year, as well as preparing a comprehensive debt service schedule in order to track payments and balances.
Views of responsible officials and planned corrective actions:	The Town agrees with this finding. Please refer to the corrective action plan for details.



# *Town of Blowing Rock*

1036 Main Street ★ Post Office Box 47 ★ Blowing Rock, North Carolina 28605

## **Town of Blowing Rock, North Carolina**

### **Corrective Action Plan**

**For the Year Ended June 30, 2024**

---

## **Section II. Financial Statement Findings**

---

### **Finding 2024-001**

### **Correction of an Error in Previously Issued Financial Statements**

Name of Contact Person:

Tasha Brown, Finance Director

Corrective Action:

The Town will implement procedures to ensure debt amortization schedules tie to the audited financial statements. The Town will review the ledger and financial documents regularly to ensure the necessary adjustments are made timely and correctly,

Proposed Completion Date:

The Council will implement the above procedure immediately.

## **TOWN OF BLOWING ROCK, NORTH CAROLINA**

### **Summary Schedule of Prior Year Audit Findings For the Year Ended June 30, 2024**

---

<b>2023-001</b>	This is a repeat finding.
<b>2023-002</b>	This has been resolved.

Town of Blowing Rock  
Schedule of Expenditures of Federal and State Awards  
Federal and State Awards  
For The Year Ended June 30, 2024

<u>Grantor/Pass-through Grantor/Program Title</u>	<u>Federal Assistance Listing Number</u>	<u>State/ Pass-through Grantor's Number</u>	<u>Fed (Direct &amp; Pass-through Expenditures</u>	<u>State Expenditures</u>
<b><u>Federal Grants:</u></b>				
<b>Cash Programs:</b>				
<u>U.S. Department of Treasury</u>				
Passed-through N.C. General Assembly American Rescue Plan				
Main Street Water and Sewer	20.217	SRP-D-ARP-0051	\$ 2,747,188	\$ -
<b><u>State Grants:</u></b>				
<b>Cash Assistance:</b>				
<u>N.C. Department of Transportation</u>				
Powell Bill		DOT-4	-	118,720
Total assistance - State programs			-	118,720
Total assistance			\$ 2,747,188	\$ 118,720

Notes to the Schedule of Expenditures of Federal and State Financial Awards:

Note 1: Basis of Presentation

The accompanying schedule of expenditures of federal and state awards (SEFSA) includes the federal and state grant activity of the Town of Blowing Rock under the programs of the federal government and the State of North Carolina for the year ended June 30, 2024. The information in this SEFSA is presented in accordance with the requirements of title 2 US Code of Federal Regulations Part 200, Uniform Administrative Requirements Cost Principles and Audit Requirements for Federal Awards and the State Single Audit Implementation Act. Because the Schedule presents only a selected portion of the operations of the Town of Blowing Rock, it is not intended to and does not present the financial position, changes in net position or cash flows of the Town of Blowing Rock.

Note 2: Summary of Significant Accounting Policies

Expenditures reported in the SEFSA are reported on the modified accrual basis of accounting. Such expenditures are recognized following the cost principles contained in Uniform Guidance wherein certain types of expenditures are not allowable or are limited as to reimbursements.

Note 3: Indirect Cost Rate

The Town of Blowing Rock has elected not to use the 10-percent de minimis indirect cost rate as allowed under the Uniform Guidance.